

Contents

- Program counts** **3**

- Patient information** **4**
 - Patient counts by small area boundary 4
 - Medical cannabis cardholder growth 5
 - Patient age groups 6
 - Qualifying conditions 7

- Patient activity metrics** **8**
 - Patient renewals per month 8
 - Patient purchase history 8

- Transactions and sales** **9**
 - Month-to-month sales in \$ 9
 - Cumulative sales in \$ 10
 - Total order discount at pharmacies 11
 - Products sold by type 12
 - Sales per type over time in \$ 12
 - Delivery in \$ 13
 - Deliveries by county 14
 - Pickups in \$ 15
 - Pickups by county 16

- Qualified Medical Providers (QMP) information** **17**
 - QMPs by county 17
 - QMPs by certification type 18

- Appendix** **19**
 - Definitions 19
 - Patient information 19
 - Patients by county 20
 - Patients by small area boundary table 21
 - Cardholder growth 21
 - Delivery monthly 21



Utah Department of
Health & Human
Services

November 2023 Report

Data retrieved 12/1/2023

Utah Department of Health
Center for Medical Cannabis
195 N 1950 W
Salt Lake City, Utah 84116

(p) (801)-538-6504
(w) medicalcannabis.utah.gov
(e) medicalcannabis@utah.gov

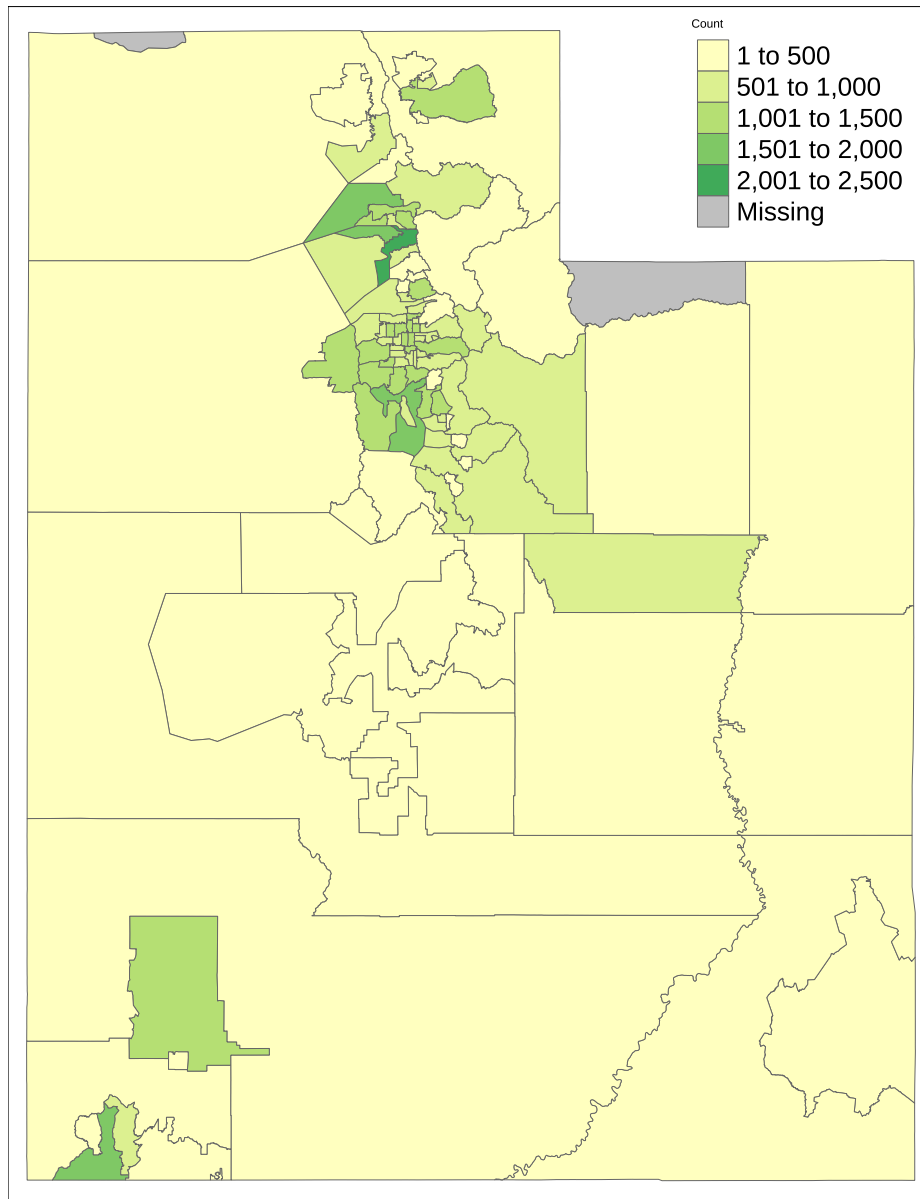
Program counts

Description	Count
Patients	75,860
Qualified Medical Providers (QMP)	983
Pharmacy agents	827
Pharmacy Medical Providers (PMP)	79

Patient information

Patient counts by small area boundary

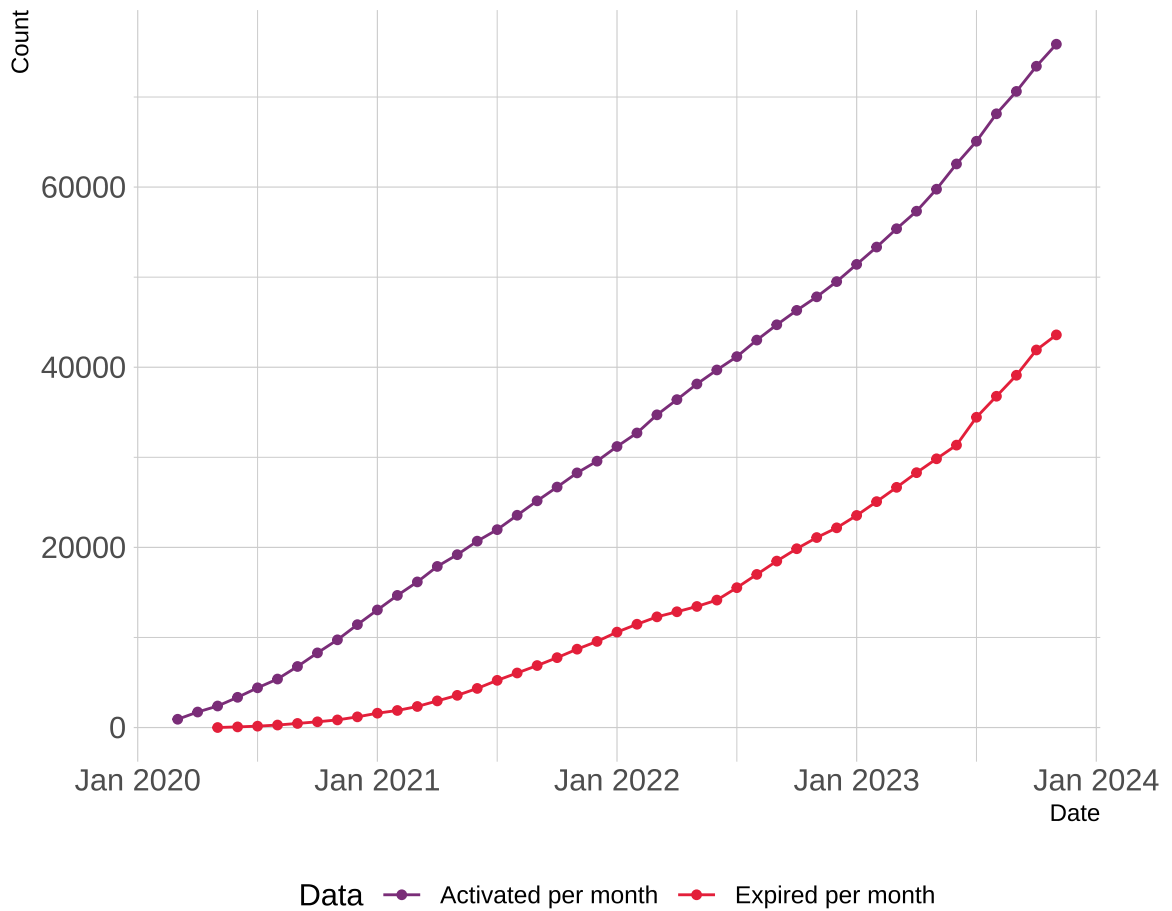
See [this document](#) for more information on what determines small area boundaries.



Medical cannabis cardholder growth

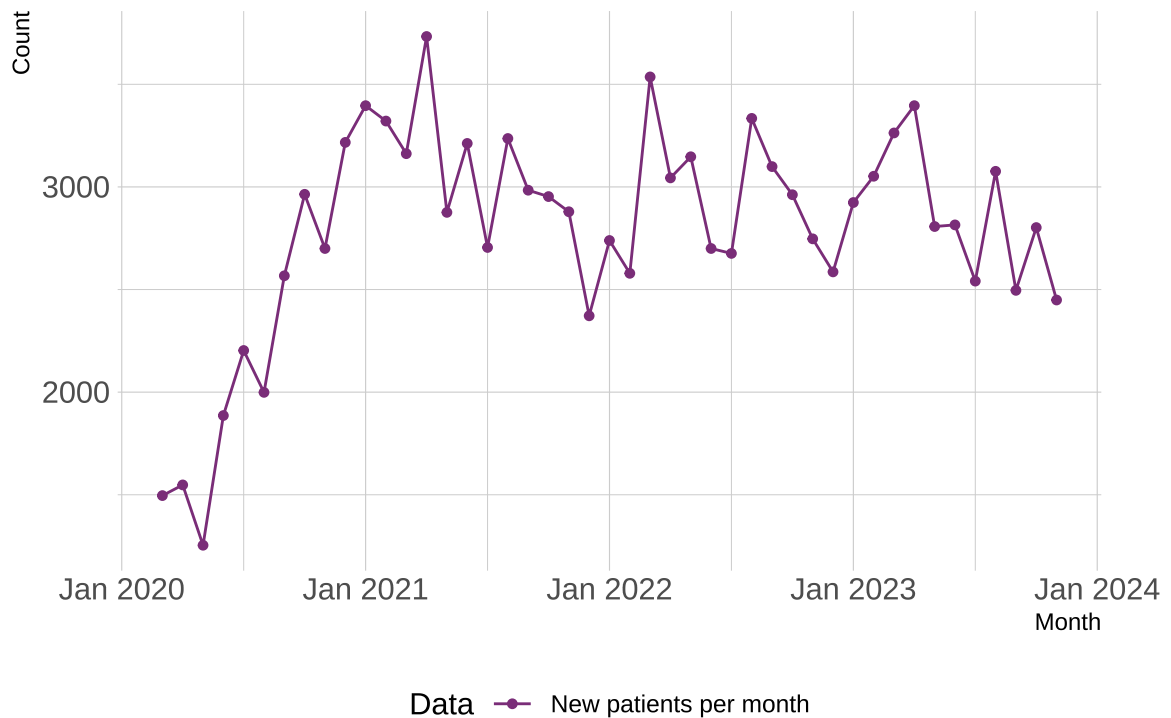
Cumulative current active and expired patients

Note that these counts are based on the patient's current status (Expired or Active) as of querying the data. Because these counts are based on current status, counts per month may change on subsequent reports.



New patients per month

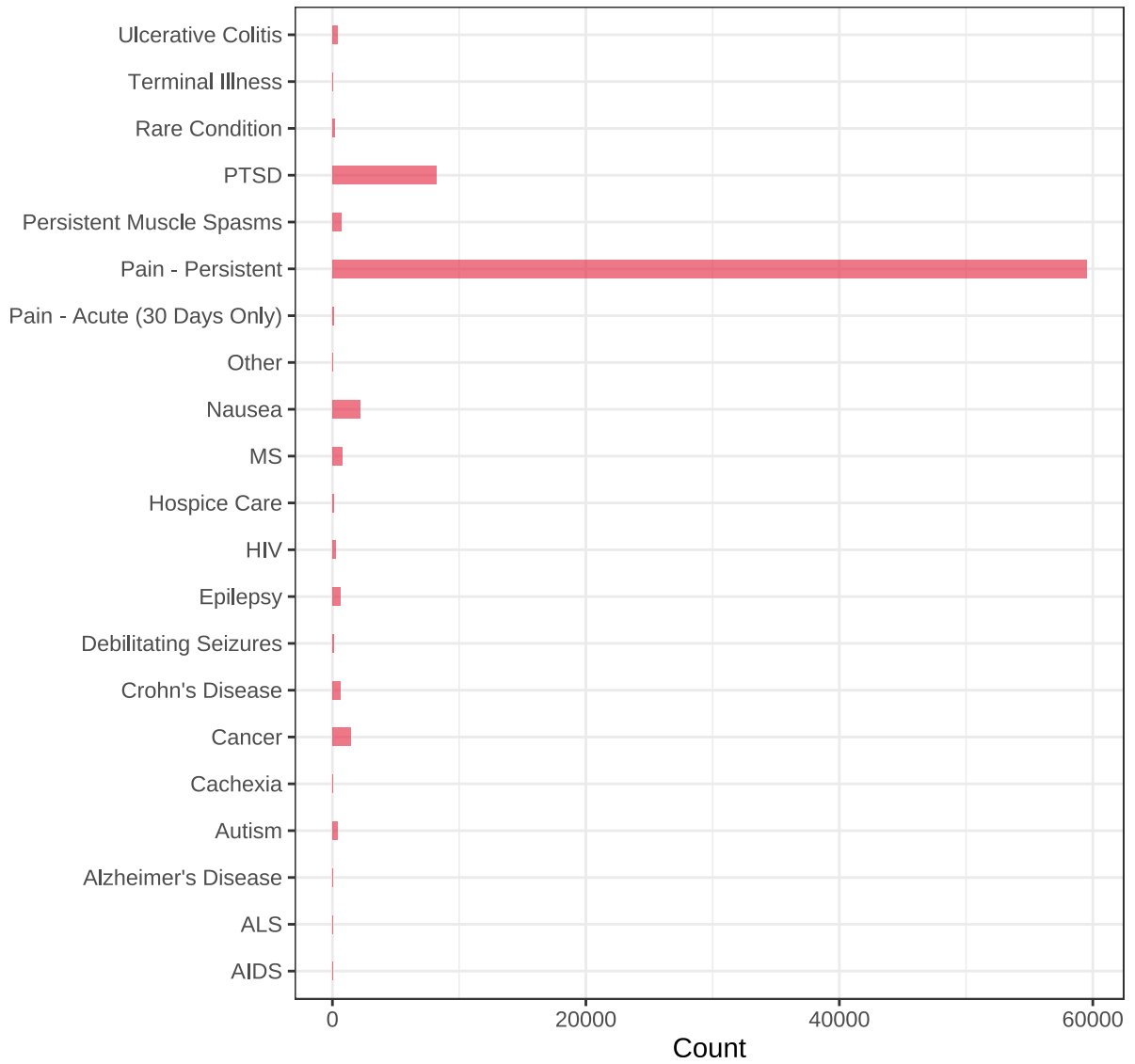
The new patients per month can be in any status - active, expired, pending renewal, etc.



Patient age groups

Detail	Count
13 and Under	30
14-17	22
18-20	76
21-30	16,438
31-40	20,213
41-50	16,600
51-60	9,912
61-70	8,422
71 and Over	4,147

Qualifying conditions

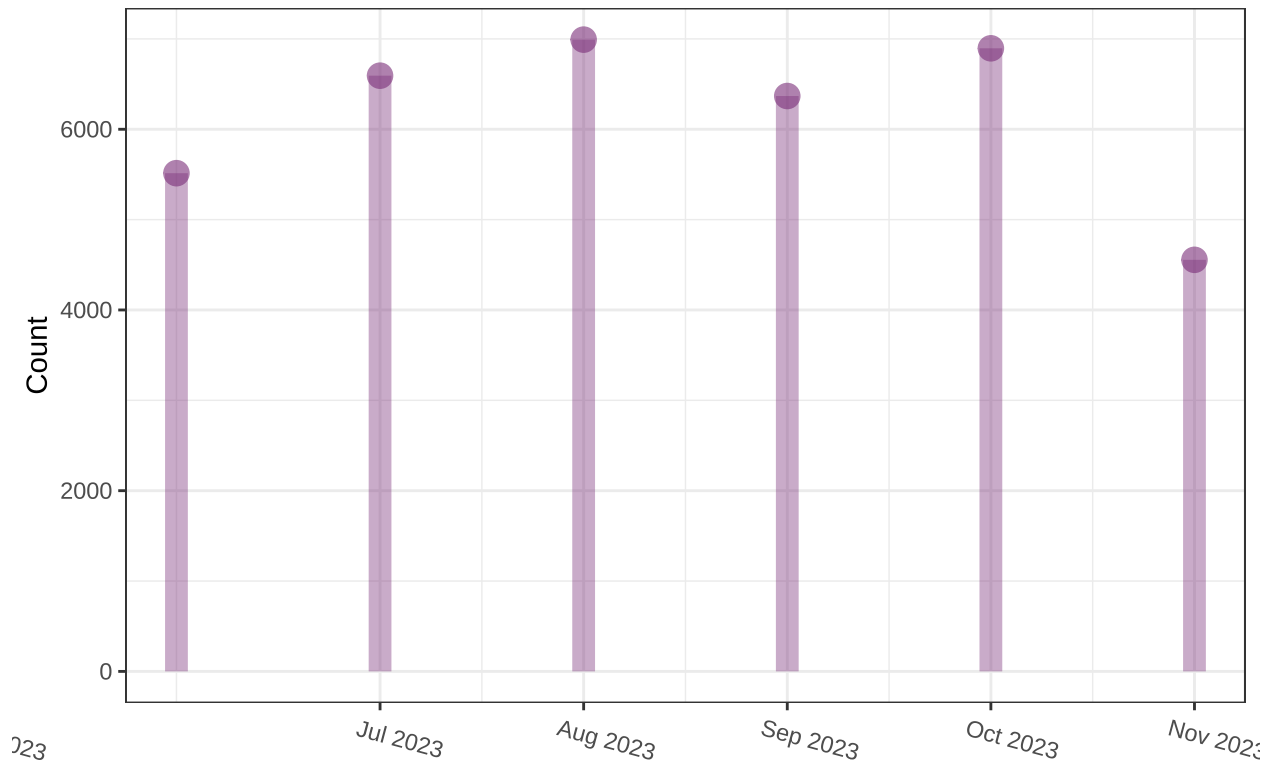


Patient activity metrics

Patient renewals per month

This chart counts the renewal per patient based on only their most recent renewal.

Patients renewed in previous 6 months

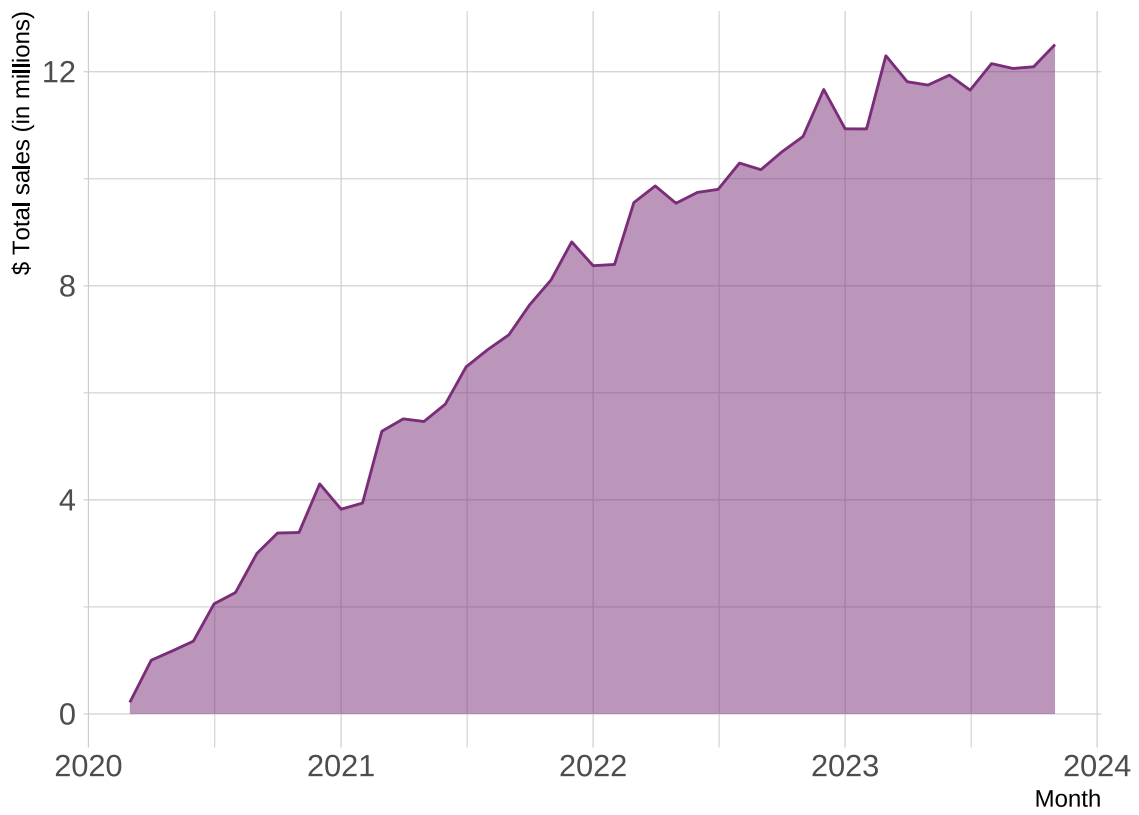


Patient purchase history

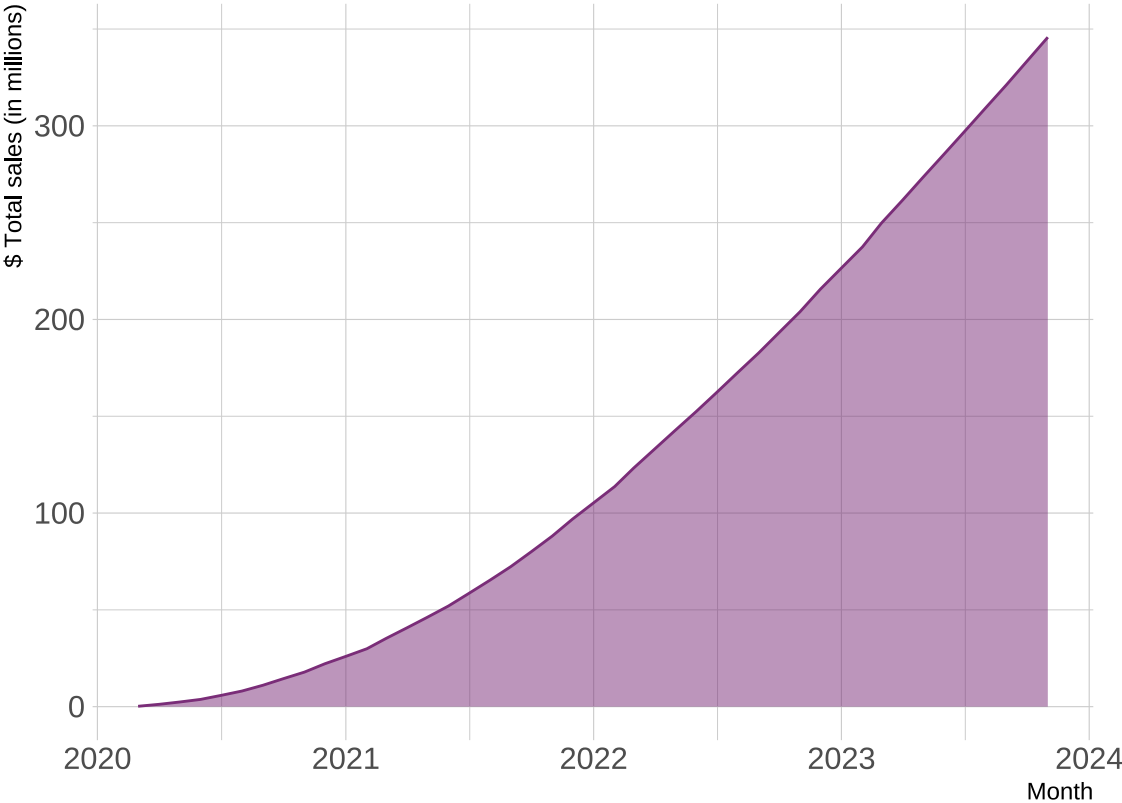
Timeframe	Purchases	Patients
Last 30 Days	1 or more	43,686
Last 30 Days	2 or more	25,723
Last 30 Days	3 or more	16,172
Last 30 Days	4 or more	10,566
Last 60 Days	1 or more	53,226
Last 60 Days	2 or more	37,966
Last 60 Days	3 or more	27,992
Last 60 Days	4 or more	21,507
Last 90 Days	1 or more	59,180
Last 90 Days	2 or more	45,434
Last 90 Days	3 or more	35,915
Last 90 Days	4 or more	29,130

Transactions and sales

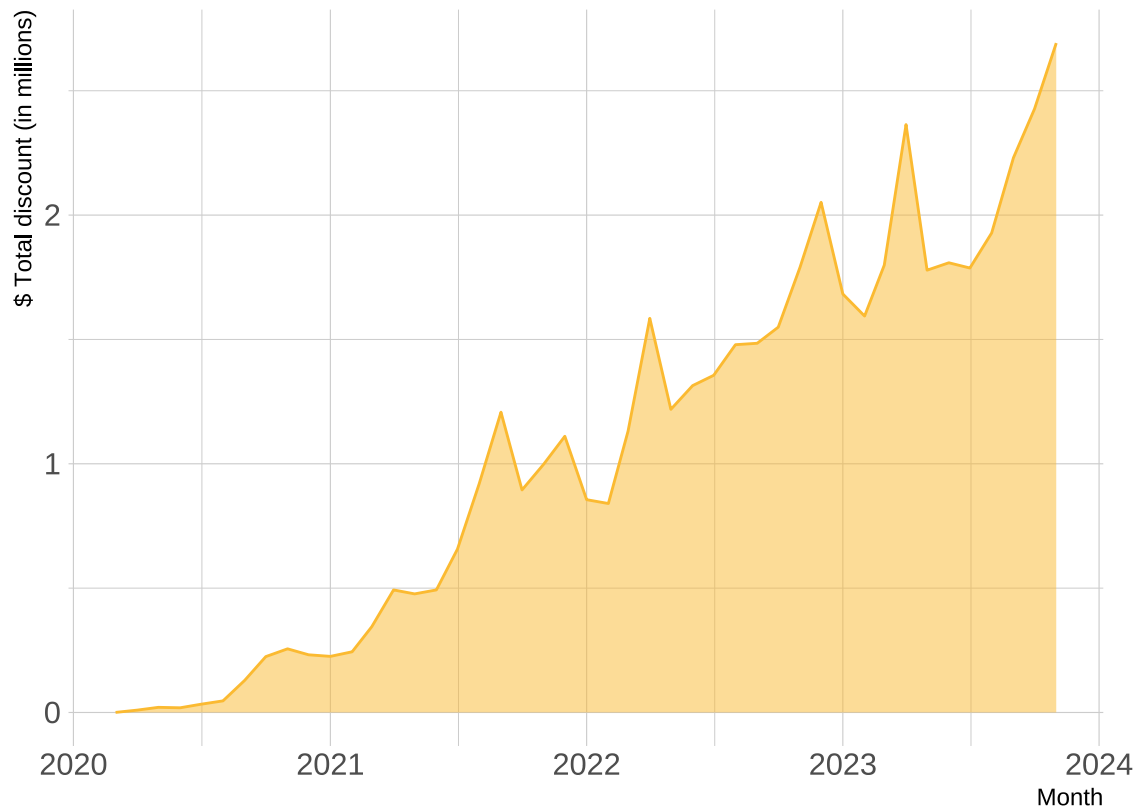
Month-to-month sales in \$



Cumulative sales in \$



Total order discount at pharmacies

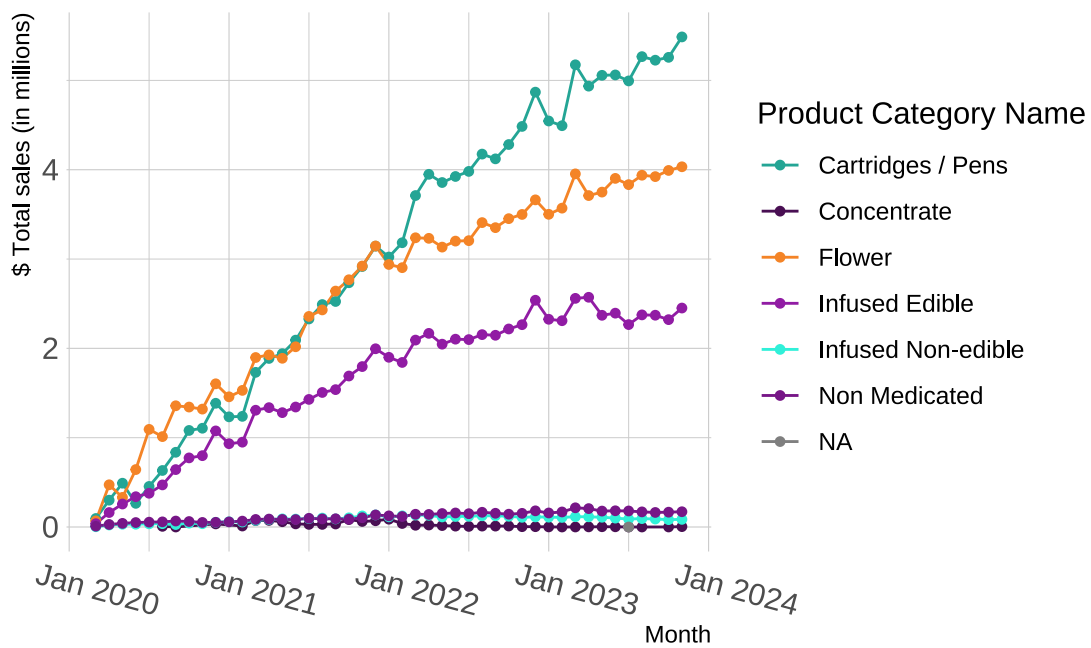


Products sold by type

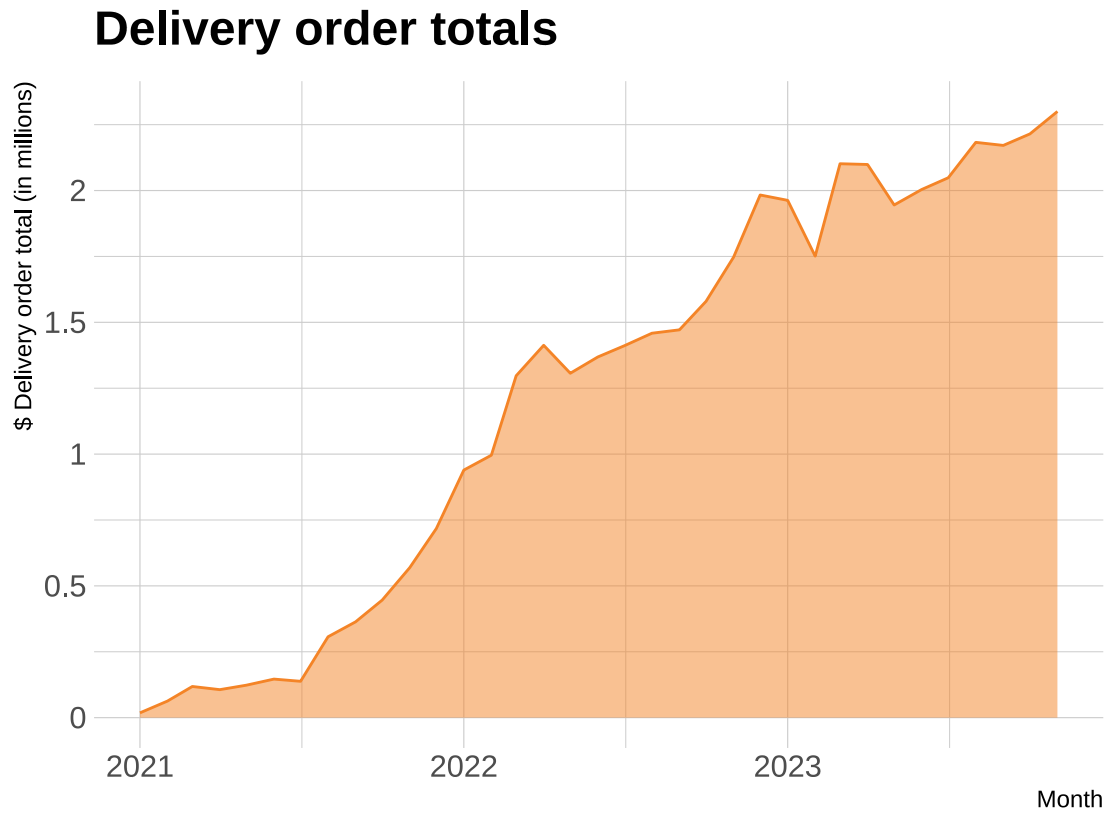
Totals for this month

Product Category Name	Total Sales	Product Subtypes
Cartridges / Pens	\$5,486,861	Vape Cartridges, Vape Pens
Concentrate	\$4,204.26	Tinctures
Flower	\$4,033,010	Buds, Finished Flower, Pre-Pack
Infused Edible	\$2,451,477	Gummies, Lozenges, Oils, Sprays, Liquid Suspensions, Capsules, Pills
Infused Non-edible	\$85,445.95	Balms, Gels, Lotion, Patches, Salves, Topical
Non Medicated	\$170,914.1	Pens, Vaporizers, Devices, Grinders, Batteries, Cases

Sales per type over time in \$

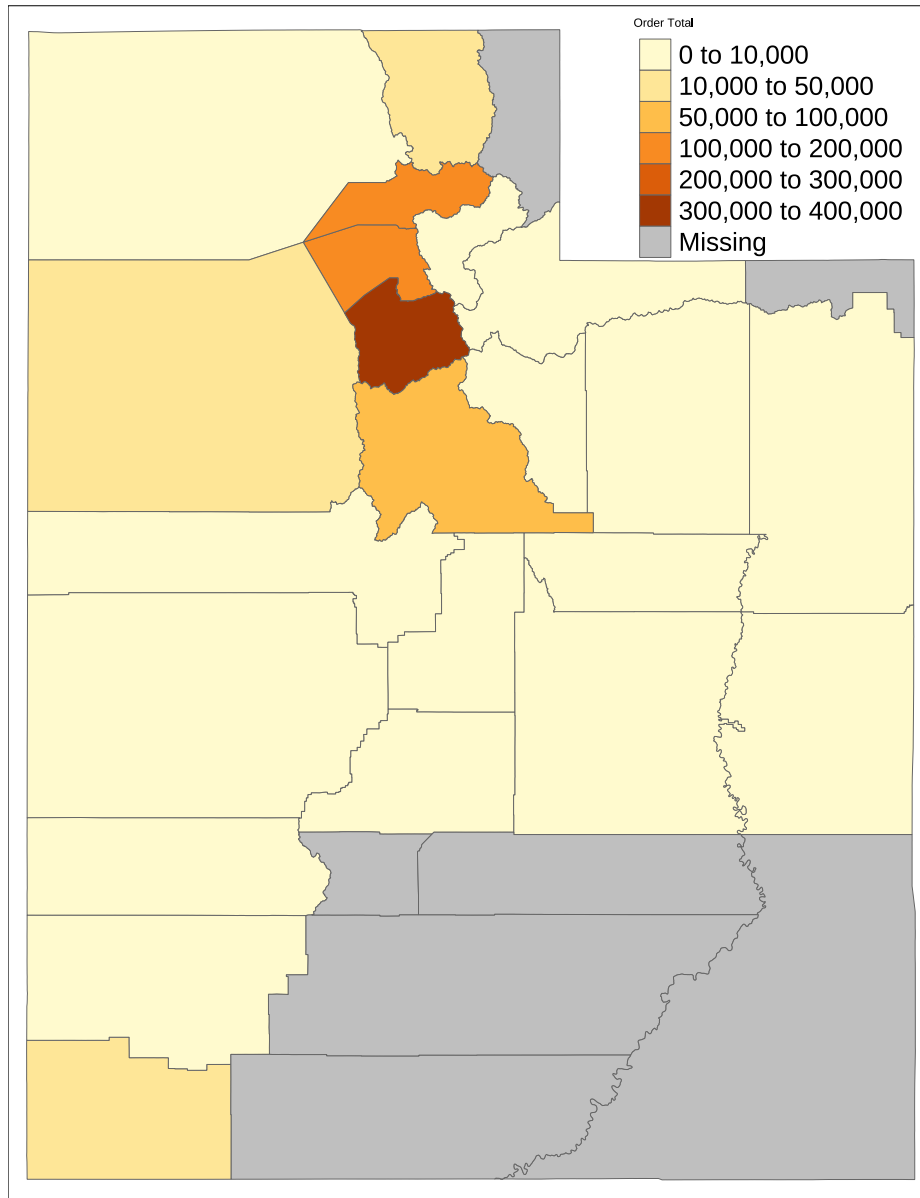


Delivery in \$

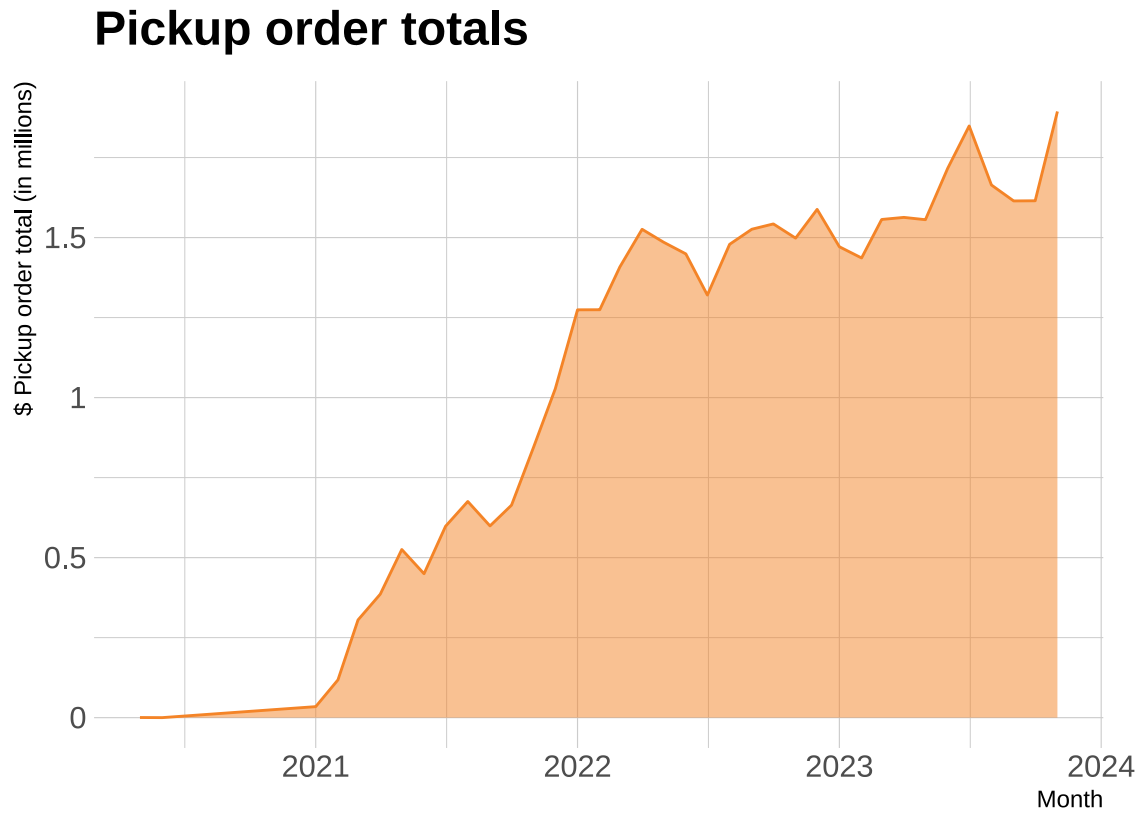


Deliveries by county

Deliveries per county for month

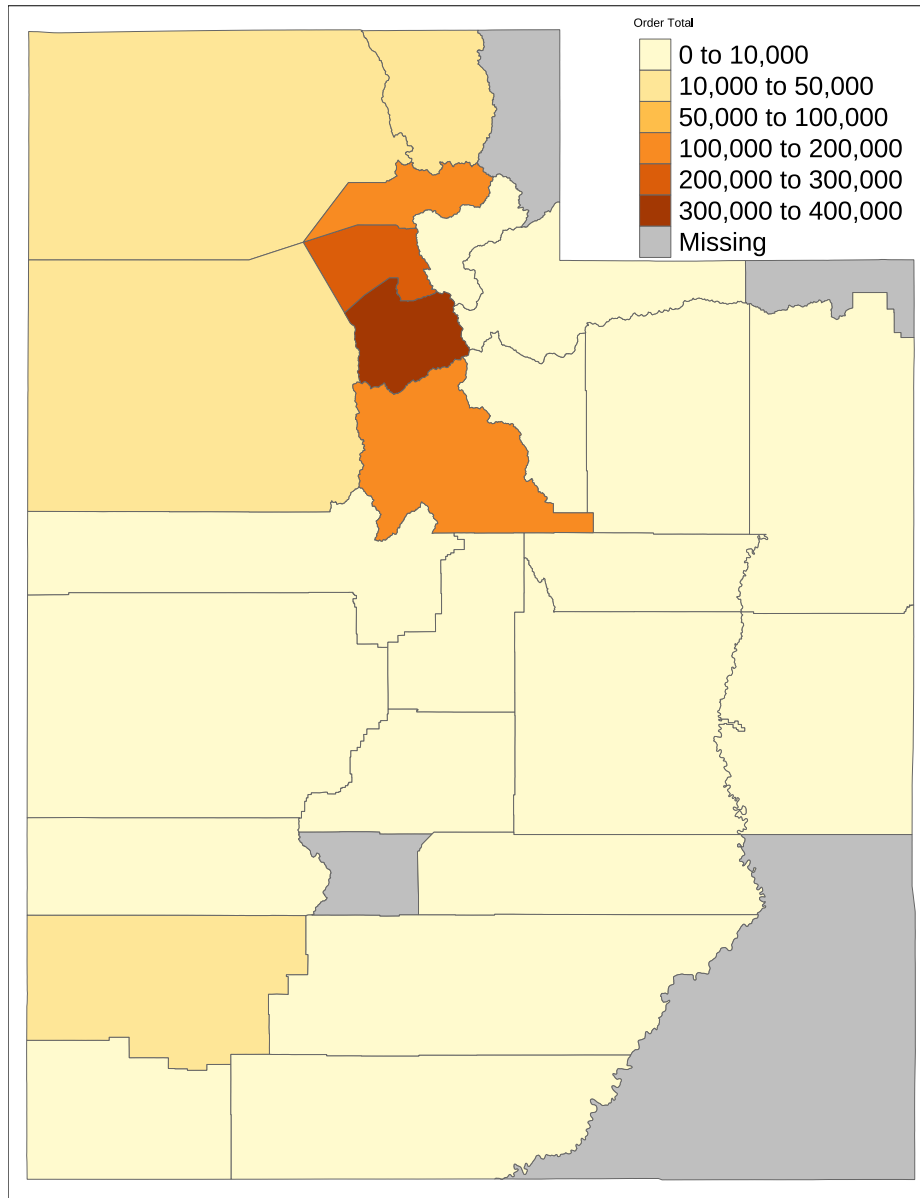


Pickups in \$



Pickups by county

Pickups per county for month



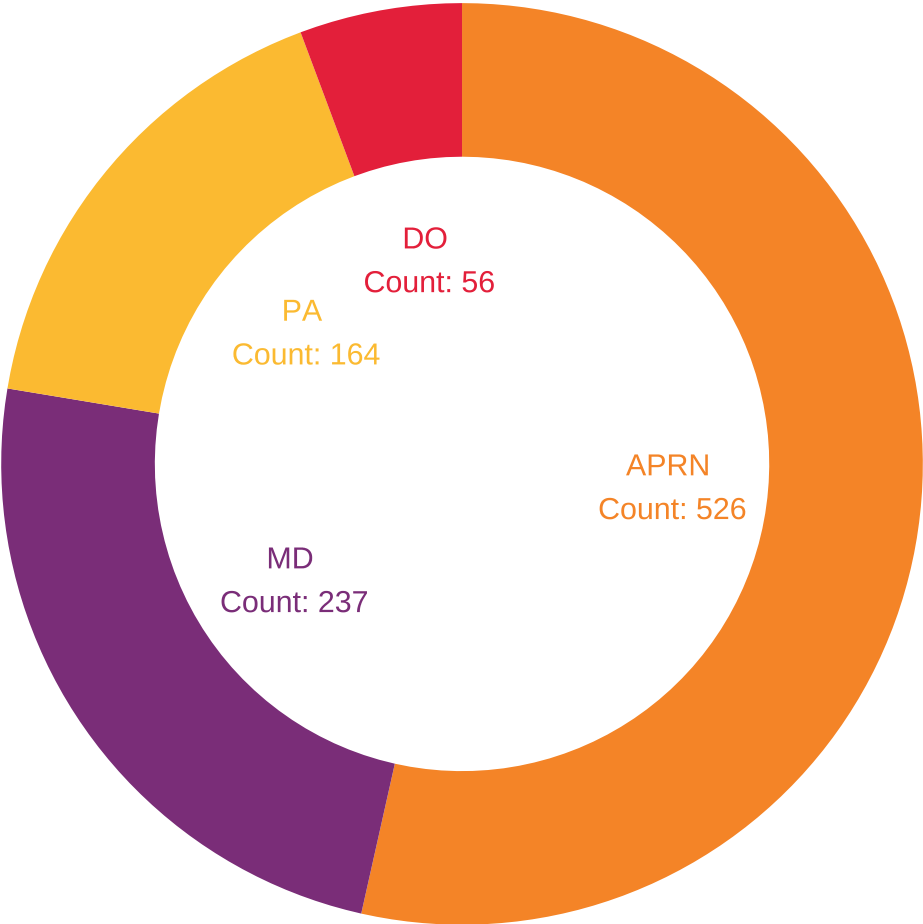
Qualified Medical Providers (QMP) information

QMPs by county

Estimates based on most recently entered Office address for each QMP.

Detail	Count
Salt Lake	481
Utah	153
Davis	76
Weber	68
Washington	62
Cache	23
Iron	14
Other	11
Summit	10
Wasatch	10
Box Elder	7
Sevier	6
Tooele	6
Carbon	5
Juab	4
Duchesne	4
Millard	3
Sanpete	3
Grand	3
Morgan	3
Emery	2
Uintah	2
Kane	1
Beaver	1
Rich	1

QMPs by certification type



Appendix

See zip file at <https://medicalcannabis.utah.gov/resources/reporting/> under 'Primary Data for Reporting' for csv files for the data presented in this report.

Definitions

- Pharmacy Agent: Employee at a Utah Medical Cannabis pharmacy
- Pharmacy Medical Provider (PMP): Pharmacist at a Utah Medical Cannabis Pharmacy
- Qualified Medical Provider (QMP): Utah-licensed physicians (MD, DO), advanced practice registered nurses, and physician assistants who are registered through the Utah Department of Health's Electronic Verification System (EVS) to recommend cannabis.
- Utah Department of Agriculture (UDAG): The Utah Department of Agriculture regulates Utah cannabis cultivators, processors, and manages lab testing.
- Utah Department of Health and Human Services (DHHS): The Utah Department of Health regulates medical cannabis pharmacies, medical recommendations, and patients.

Patient information

Data for patient, QMP, PMP, and pharmacy agent counts are obtained from the Electronic Verification System (EVS).

Patients by county

Counties with 11 or fewer patients will appear with NA counts.

Detail	Count
Salt Lake	30,688
Utah	12,411
Davis	8,535
Weber	7,951
Washington	3,182
Cache	3,059
Box Elder	1,602
Tooele	1,485
Summit	1,334
Iron	1,212
Carbon	813
Wasatch	744
Sanpete	475
Uintah	322
Sevier	264
Emery	262
Duchesne	260
Juab	216
Morgan	201
Millard	189
Other	148
Beaver	137
Grand	125
Garfield	96
Kane	73
Rich	43
San Juan	40
Piute	22
Wayne	16
Daggett	12

Patients by small area boundary table

Which boundary a patient resides in was determined using [UGRC's](#) geocoding API. These counts do not include PO Box addresses or addresses entered in a format that the API cannot parse. Boundaries with 11 or fewer patients will have NA as their count.

Cardholder growth

'New Patients Per Month' are new unique patient activations per month. Patients in these counts may no longer be active.

'Activated Per Month' Counts are based on *current* active patients. The month is determined by when they were first made active. Since these counts are based on current active patients, counts in previous months may change as patients expire and renew.

'Expired per Month' Counts are based on currently expired patients organized by the month of their most recent expiration.

The 'Most recent renewal' counts are current active patients organized by the month of their most recent card renewal. Patients who have never renewed are excluded.

'Most Recent Activation or Renewal' is all currently active patients organized by their most recent renewal or activation, if their activation is more recent.

Delivery monthly

Delivery data is retrieved from MJ Freeway. Totals prior to November 2021 may be incomplete.