


Contents

Program counts	3
Patient information	4
Patient counts by small area boundary	4
Medical cannabis cardholder growth	5
Patient age groups	6
Qualifying conditions	7
Patient activity metrics	8
Patient renewals per month	8
Patient purchase history	8
Transactions and sales	9
Month-to-month sales in \$	9
Cumulative sales in \$	10
Total order discount at pharmacies	11
Products sold by type	12
Sales per type over time in \$	12
Delivery in \$	13
Deliveries by county	14
Pickups in \$	15
Pickups by county	16
Qualified Medical Providers (QMP) information	17
QMPs by county	17
QMPs by certification type	18
Appendix	19
Definitions	19
Patient information	19
Patients by county	20
Patients by small area boundary table	21
Cardholder growth	21
Delivery monthly	21



Utah Department of
Health & Human
Services

January 2024 Report

Data retrieved 2/1/2024

Utah Department of Health
Center for Medical Cannabis
195 N 1950 W
Salt Lake City, Utah 84116

(p) (801)-538-6504
(w) medicalcannabis.utah.gov
(e) medicalcannabis@utah.gov

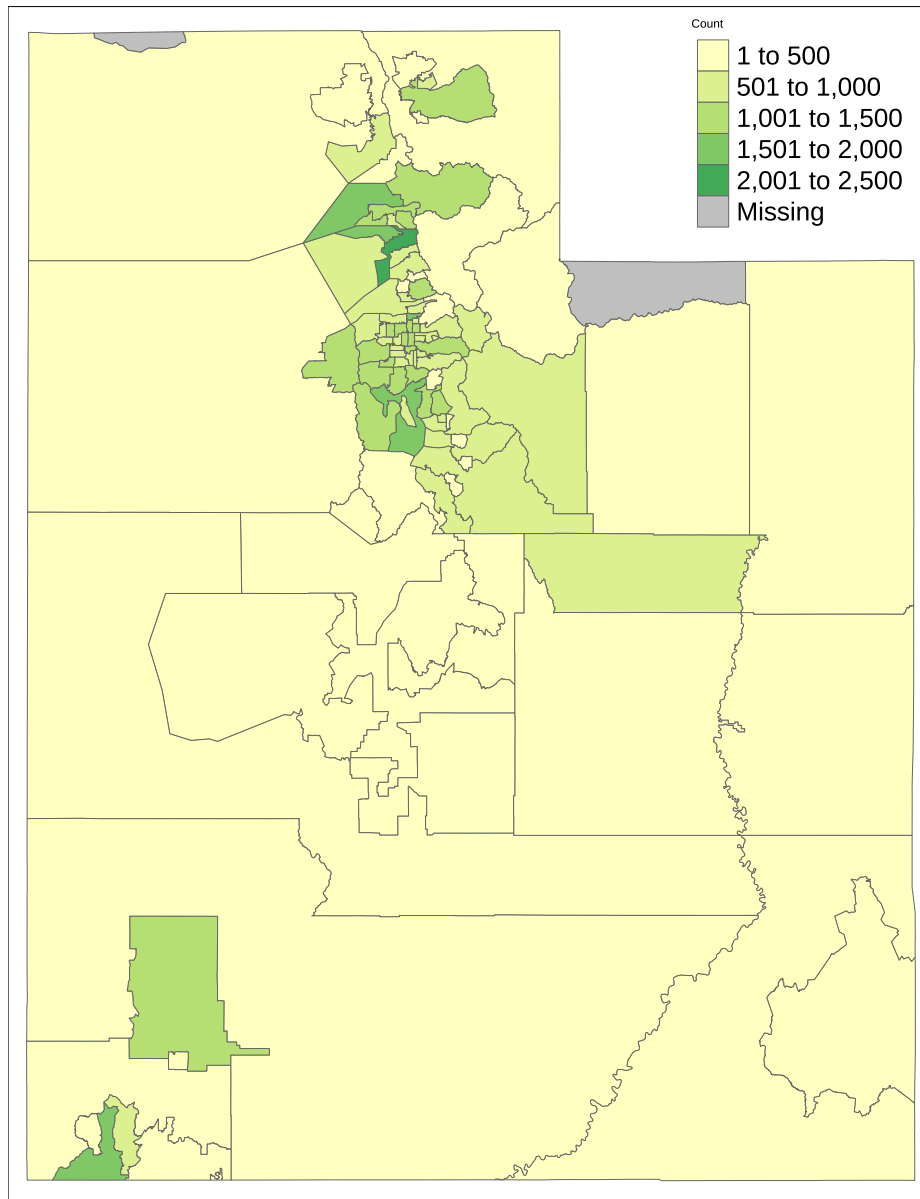
Program counts

Description	Count
Patients	79,475
Qualified Medical Providers (QMP)	979
Pharmacy agents	842
Pharmacy Medical Providers (PMP)	78

Patient information

Patient counts by small area boundary

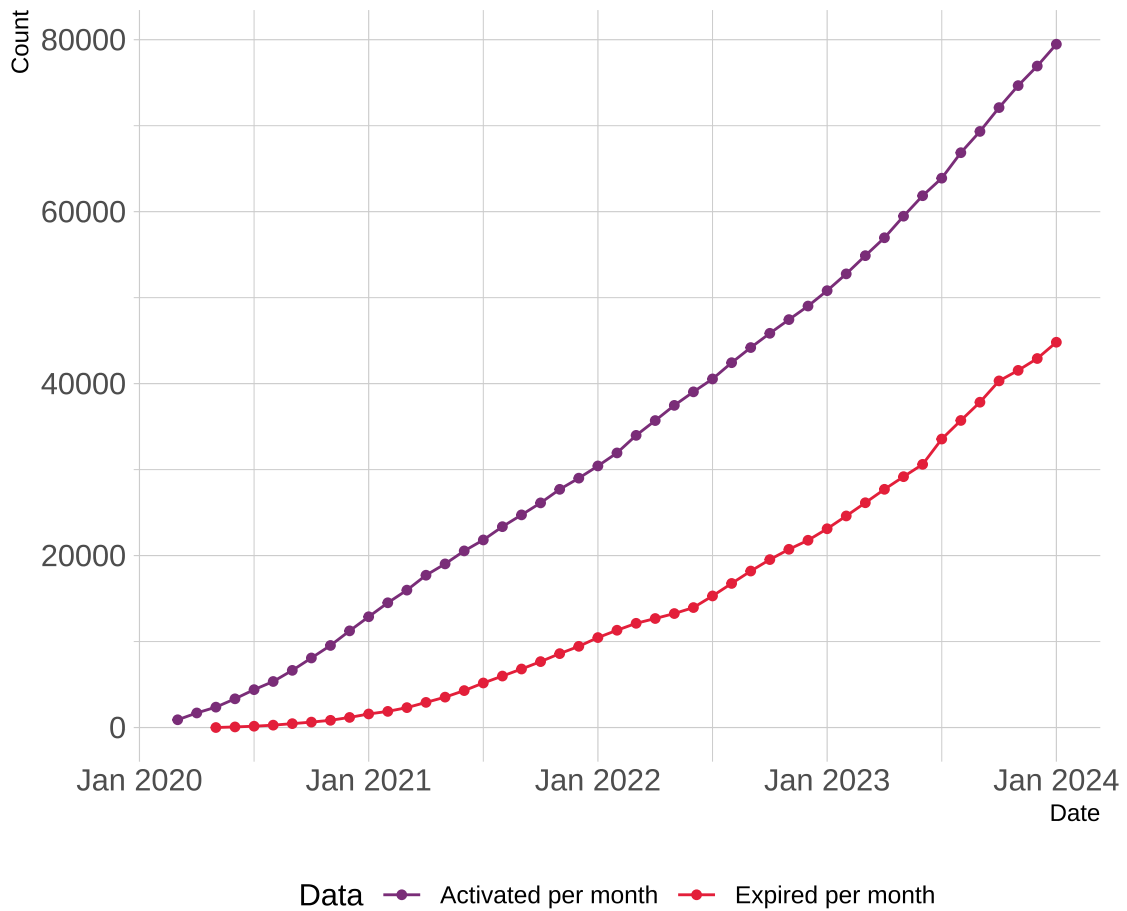
See [this document](#) for more information on what determines small area boundaries.



Medical cannabis cardholder growth

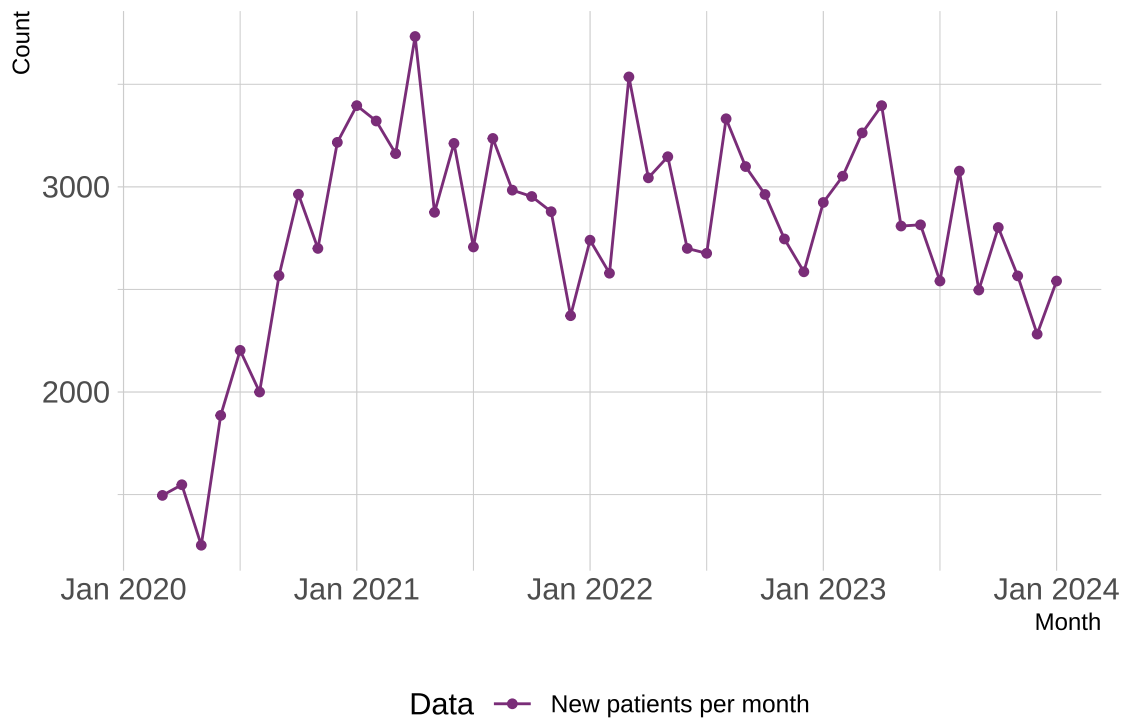
Cumulative current active and expired patients

Note that these counts are based on the patient's current status (Expired or Active) as of querying the data. Because these counts are based on current status, counts per month may change on subsequent reports.



New patients per month

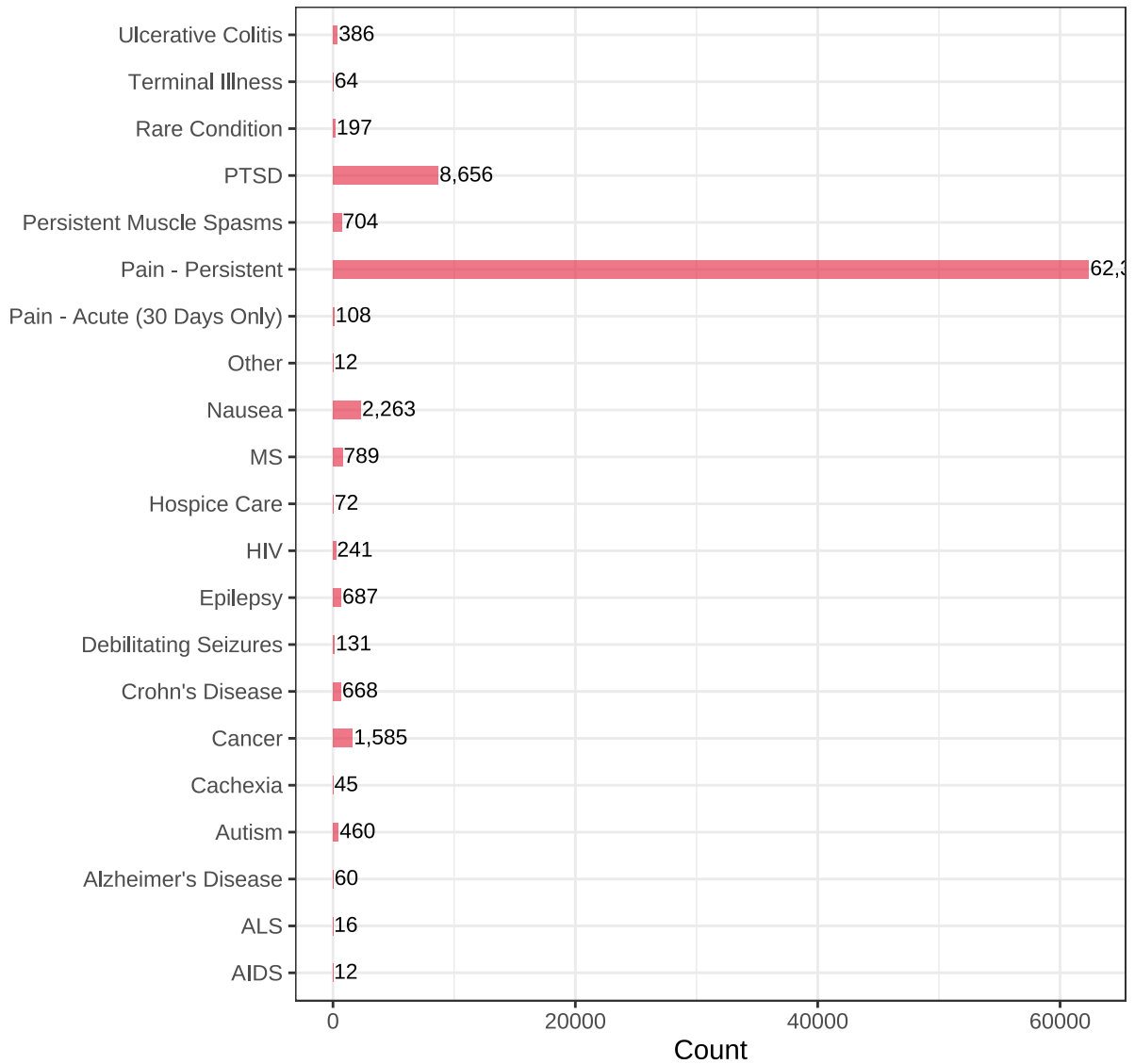
The new patients per month can be in any status - active, expired, pending renewal, etc.



Patient age groups

Detail	Count
13 and Under	26
14-17	19
18-20	47
21-30	15,607
31-40	21,064
41-50	18,182
51-60	10,538
61-70	8,981
71 and Over	5,011

Qualifying conditions



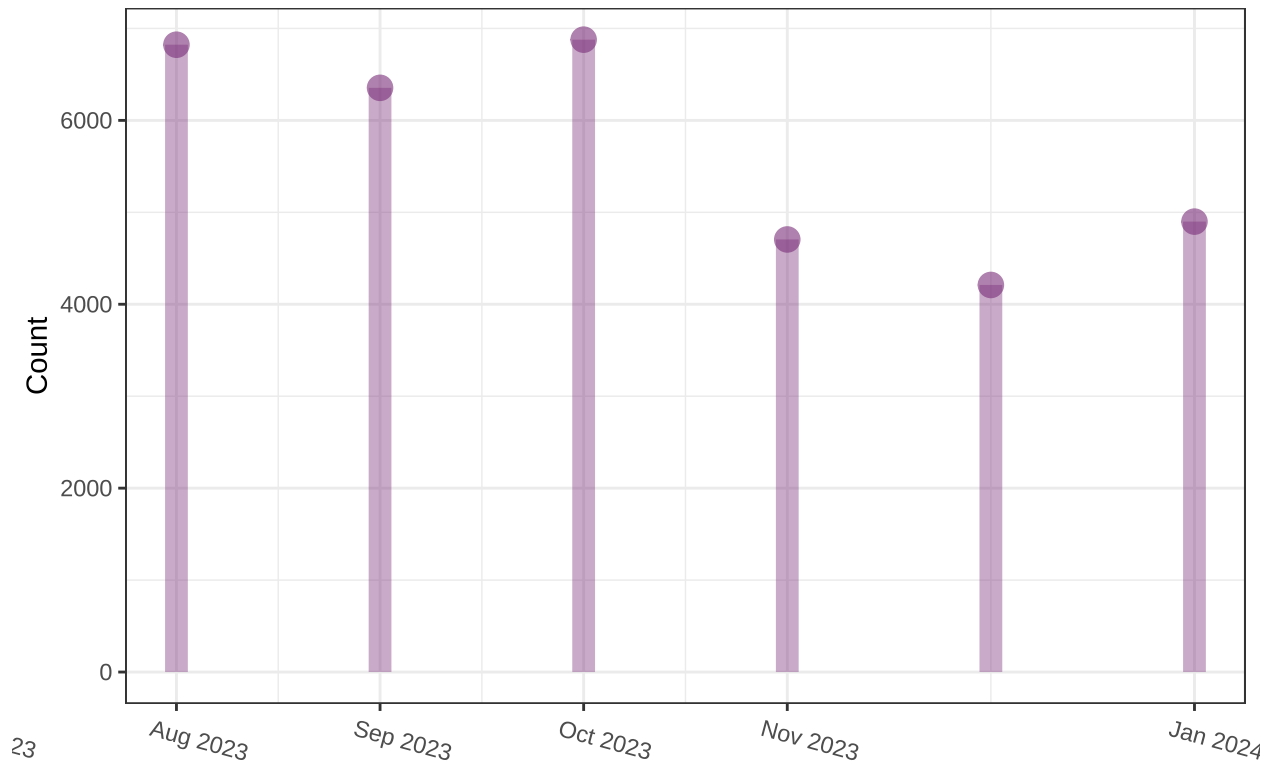
Saving 11 x 6 in image

Patient activity metrics

Patient renewals per month

This chart counts the renewal per patient based on only their most recent renewal.

Patients renewed in previous 6 months

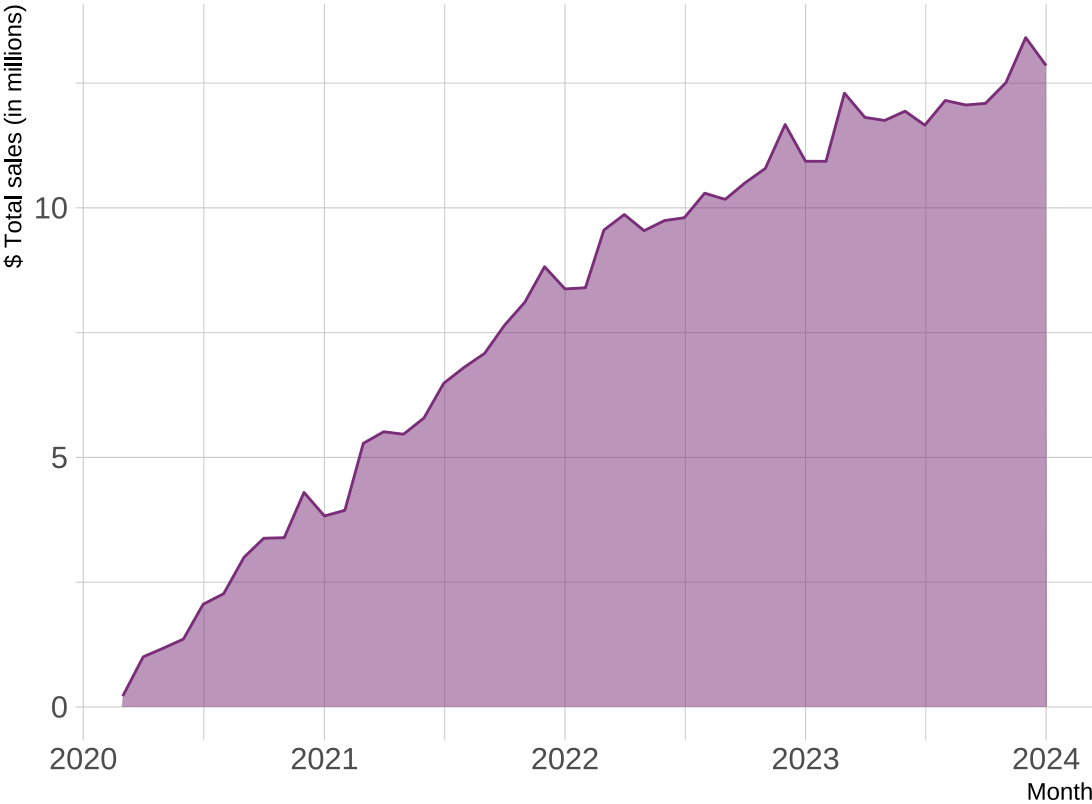


Patient purchase history

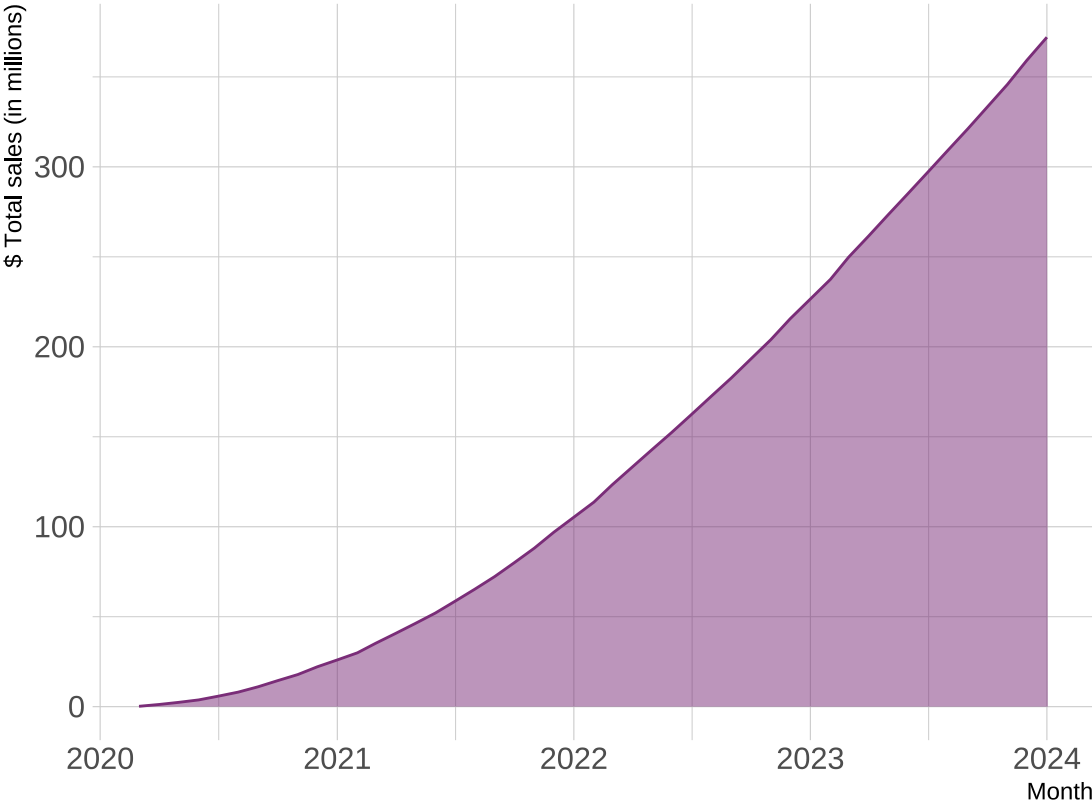
Timeframe	Purchases	Patients
Last 30 Days	1 or more	43,708
Last 30 Days	2 or more	25,230
Last 30 Days	3 or more	15,780
Last 30 Days	4 or more	10,299
Last 60 Days	1 or more	54,628
Last 60 Days	2 or more	38,497
Last 60 Days	3 or more	28,587
Last 60 Days	4 or more	21,894
Last 90 Days	1 or more	60,617
Last 90 Days	2 or more	46,533
Last 90 Days	3 or more	36,892
Last 90 Days	4 or more	29,908

Transactions and sales

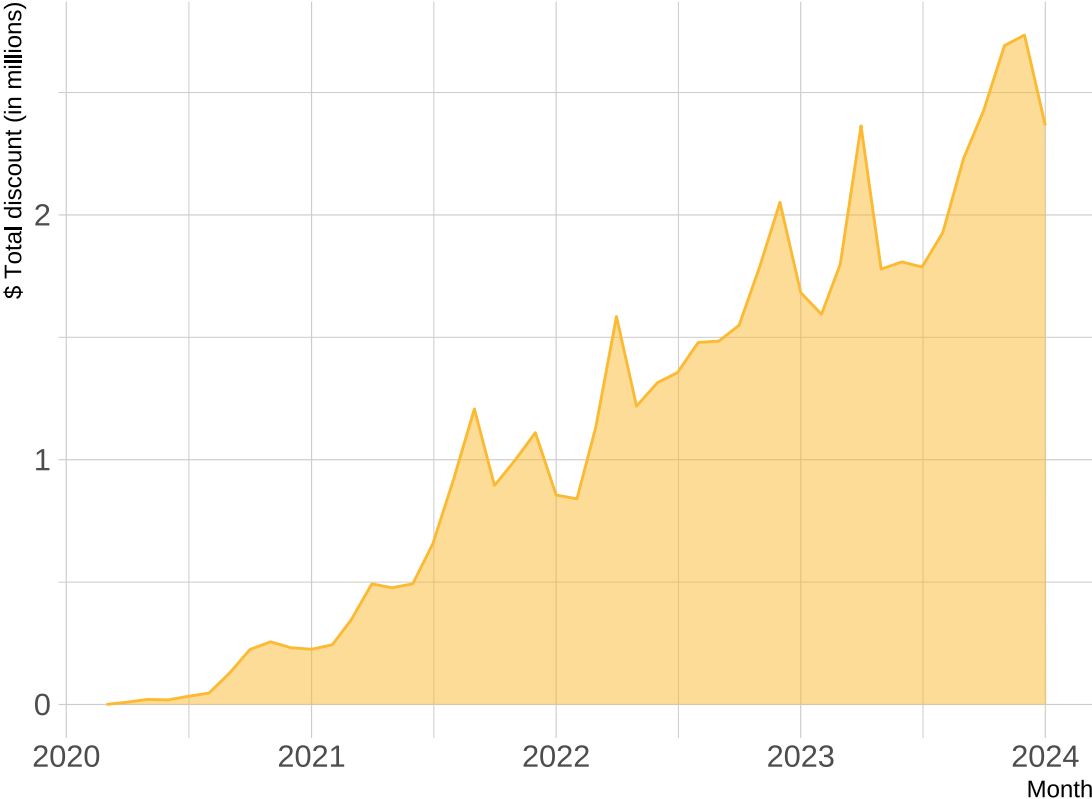
Month-to-month sales in \$



Cumulative sales in \$



Total order discount at pharmacies

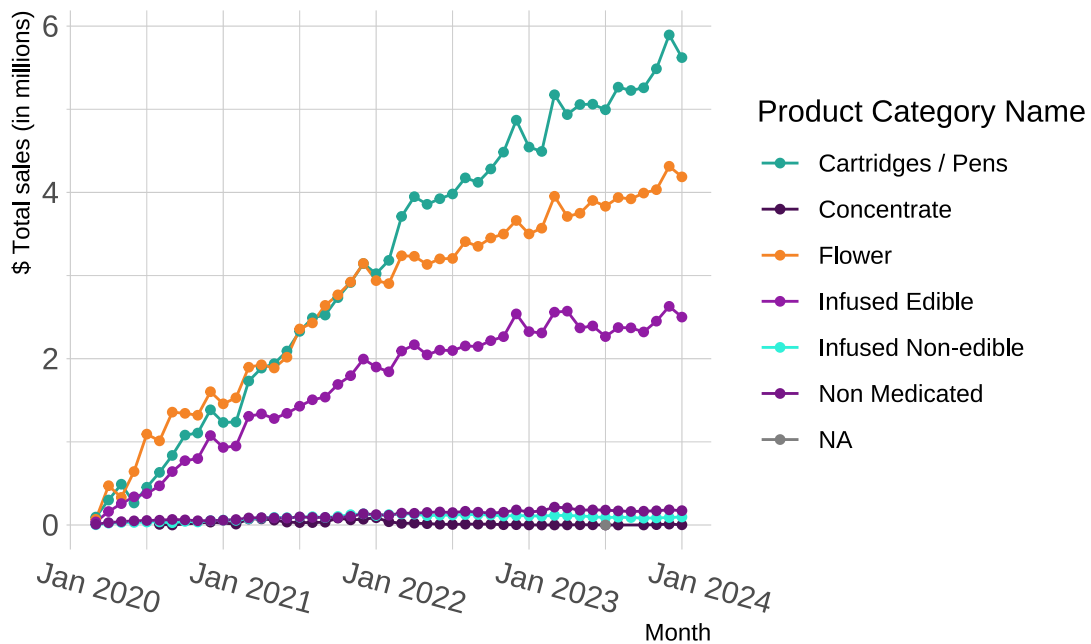


Products sold by type

Totals for this month

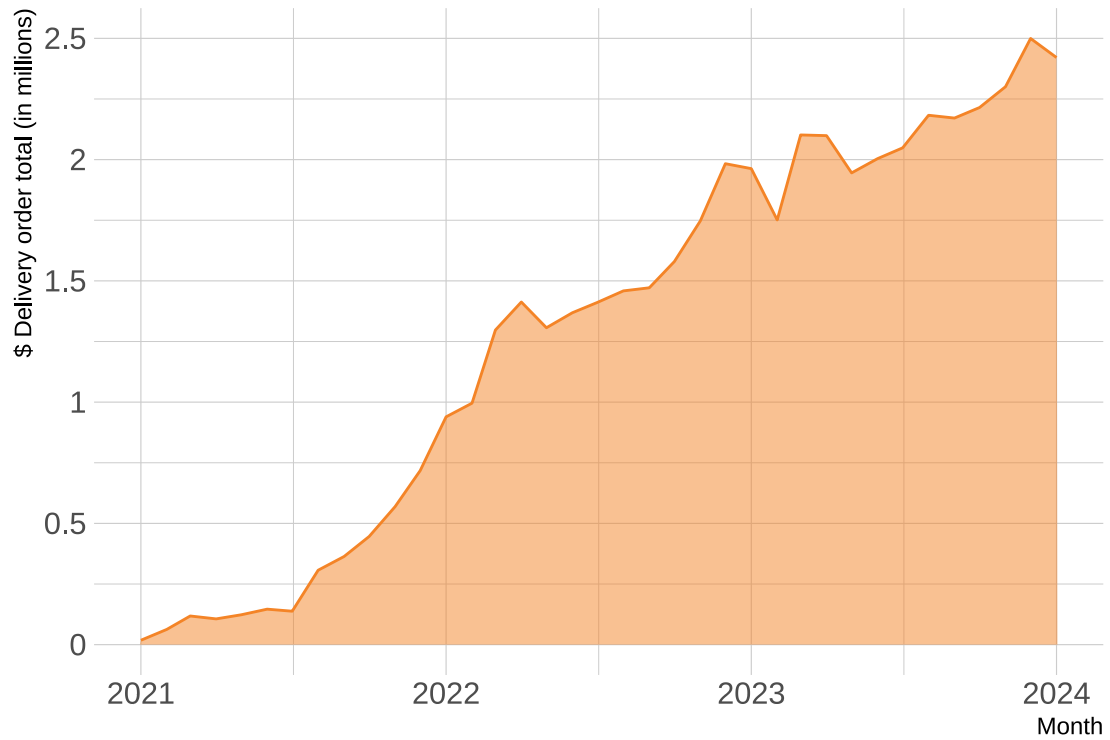
Product Category Name	Total Sales	Product Subtypes
Cartridges / Pens	\$5,621,413	Vape Cartridges, Vape Pens
Concentrate	\$2,506.71	Tinctures
Flower	\$4,186,885	Buds, Finished Flower, Pre-Pack
Infused Edible	\$2,500,544	Gummies, Lozenges, Oils, Sprays, Liquid Suspensions, Capsules, Pills
Infused Non-edible	\$96,236.37	Balms, Gels, Lotion, Patches, Salves, Topical
Non Medicated	\$172,548.9	Pens, Vaporizers, Devices, Grinders, Batteries, Cases

Sales per type over time in \$



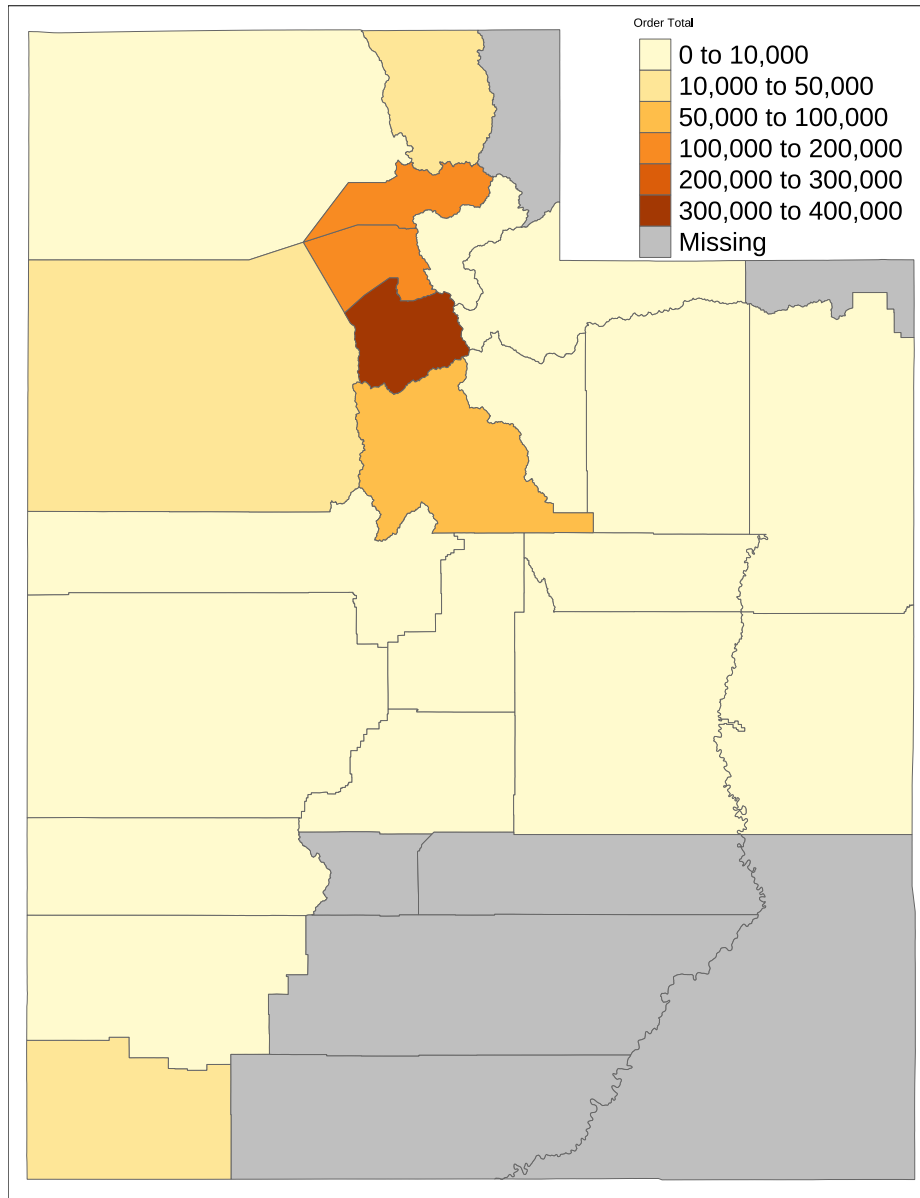
Delivery in \$

Delivery order totals

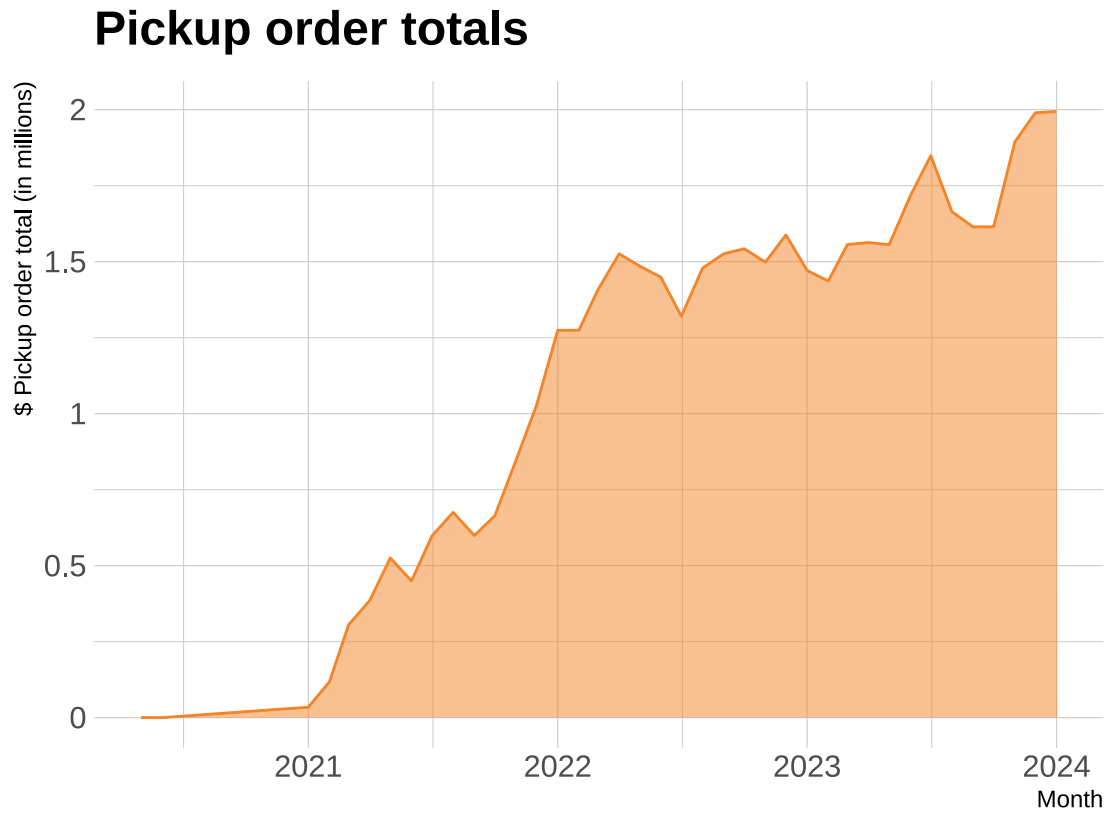


Deliveries by county

Deliveries per county for month

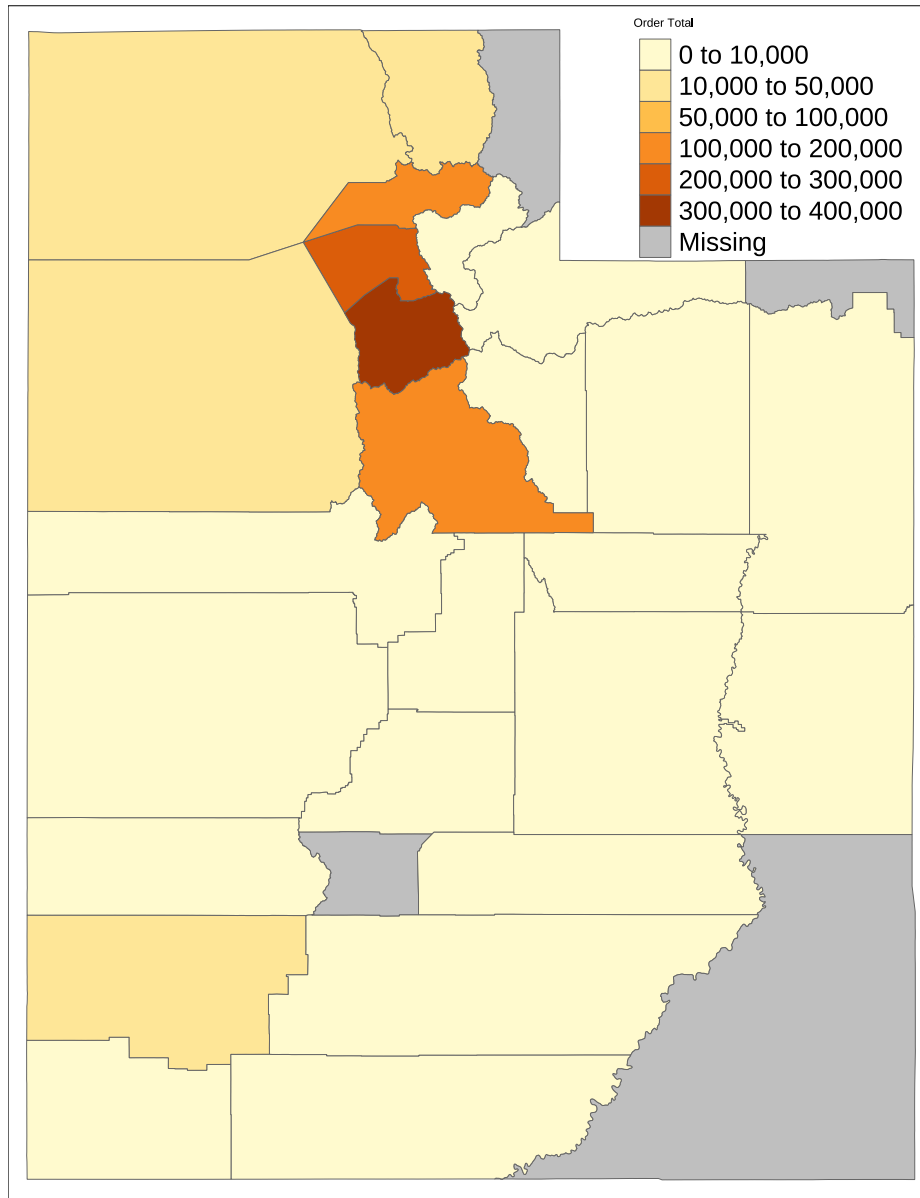


Pickups in \$



Pickups by county

Pickups per county for month



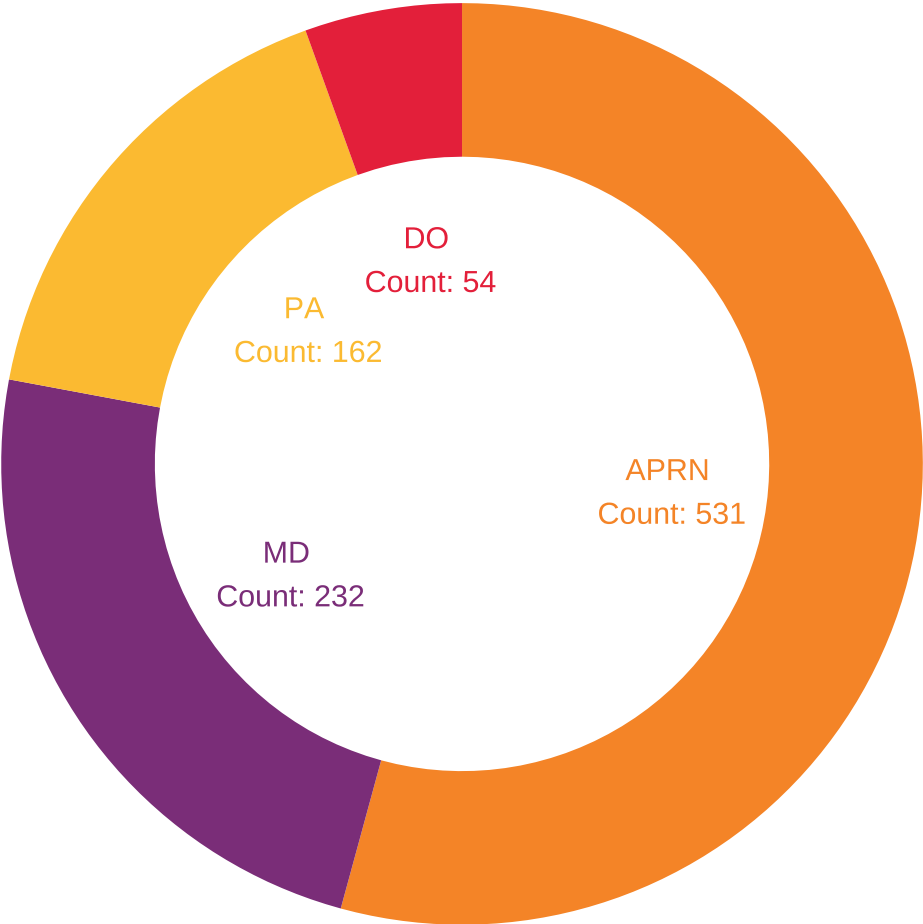
Qualified Medical Providers (QMP) information

QMPs by county

Estimates based on most recently entered Office address for each QMP.

Detail	Count
Salt Lake	479
Utah	148
Davis	77
Weber	69
Washington	65
Cache	25
Iron	14
Wasatch	9
Summit	9
Other	8
Box Elder	7
Tooele	7
Sevier	7
Carbon	5
Juab	4
Duchesne	4
Millard	3
Sanpete	3
Morgan	3
Grand	3
Emery	2
Uintah	2
Kane	1
Beaver	1
Rich	1

QMPs by certification type



Appendix

See zip file at <https://medicalcannabis.utah.gov/resources/reporting/> under 'Primary Data for Reporting' for csv files for the data presented in this report.

Definitions

- Pharmacy Agent: Employee at a Utah Medical Cannabis pharmacy
- Pharmacy Medical Provider (PMP): Pharmacist at a Utah Medical Cannabis Pharmacy
- Qualified Medical Provider (QMP): Utah-licensed physicians (MD, DO), advanced practice registered nurses, and physician assistants who are registered through the Utah Department of Health's Electronic Verification System (EVS) to recommend cannabis.
- Utah Department of Agriculture (UDAG): The Utah Department of Agriculture regulates Utah cannabis cultivators, processors, and manages lab testing.
- Utah Department of Health and Human Services (DHHS): The Utah Department of Health regulates medical cannabis pharmacies, medical recommendations, and patients.

Patient information

Data for patient, QMP, PMP, and pharmacy agent counts are obtained from the Electronic Verification System (EVS).

Patients by county

Counties with 11 or fewer patients will appear with NA counts.

Detail	Count
Salt Lake	32,314
Utah	12,947
Davis	8,840
Weber	8,248
Washington	3,461
Cache	3,146
Box Elder	1,653
Tooele	1,576
Summit	1,373
Iron	1,292
Carbon	851
Wasatch	764
Sanpete	490
Uintah	358
Sevier	284
Duchesne	278
Emery	277
Juab	216
Millard	202
Morgan	202
Other	174
Beaver	147
Grand	127
Garfield	105
Kane	91
Rich	47
San Juan	36
Piute	23
Wayne	18
Daggett	NA

Patients by small area boundary table

Which boundary a patient resides in was determined using UGRC's geocoding API. These counts do not include PO Box addresses or addresses entered in a format that the API cannot parse. Boundaries with 11 or fewer patients will have NA as their count.

Cardholder growth

'New Patients Per Month' are new unique patient activations per month. Patients in these counts may no longer be active.

'Activated Per Month' Counts are based on *current* active patients. The month is determined by when they were first made active. Since these counts are based on current active patients, counts in previous months may change as patients expire and renew.

'Expired per Month' Counts are based on currently expired patients organized by the month of their most recent expiration.

The 'Most recent renewal' counts are current active patients organized by the month of their most recent card renewal. Patients who have never renewed are excluded.

'Most Recent Activation or Renewal' is all currently active patients organized by their most recent renewal or activation, if their activation is more recent.

Delivery monthly

Delivery data is retrieved from MJ Freeway. Totals prior to November 2021 may be incomplete.