


# Contents

<b>Program counts</b>	<b>3</b>
<b>Patient information</b>	<b>4</b>
Patient counts by small area boundary . . . . .	4
Medical cannabis cardholder growth . . . . .	5
Patient age groups . . . . .	6
Qualifying conditions . . . . .	7
<b>Patient activity metrics</b>	<b>8</b>
Patient renewals per month . . . . .	8
Patient purchase history . . . . .	8
<b>Transactions and sales</b>	<b>9</b>
Month-to-month sales in \$ . . . . .	9
Cumulative sales in \$ . . . . .	10
Total order discount at pharmacies . . . . .	11
Products sold by type . . . . .	12
Sales per type over time in \$ . . . . .	12
Delivery in \$ . . . . .	13
Deliveries by county . . . . .	14
Pickups in \$ . . . . .	15
Pickups by county . . . . .	16
<b>Qualified Medical Providers (QMP) information</b>	<b>17</b>
QMPs by county . . . . .	17
QMPs by certification type . . . . .	18
<b>Appendix</b>	<b>19</b>
Definitions . . . . .	19
Patient information . . . . .	19
Patients by county . . . . .	20
Patients by small area boundary table . . . . .	21
Cardholder growth . . . . .	21
Delivery monthly . . . . .	21



Utah Department of  
**Health & Human**  
Services

## February 2024 Report

---

Data retrieved 3/1/2024

**Utah Department of Health**  
Center for Medical Cannabis  
195 N 1950 W  
Salt Lake City, Utah 84116

(p) (801)-538-6504  
(w) [medicalcannabis.utah.gov](https://medicalcannabis.utah.gov)  
(e) [medicalcannabis@utah.gov](mailto:medicalcannabis@utah.gov)

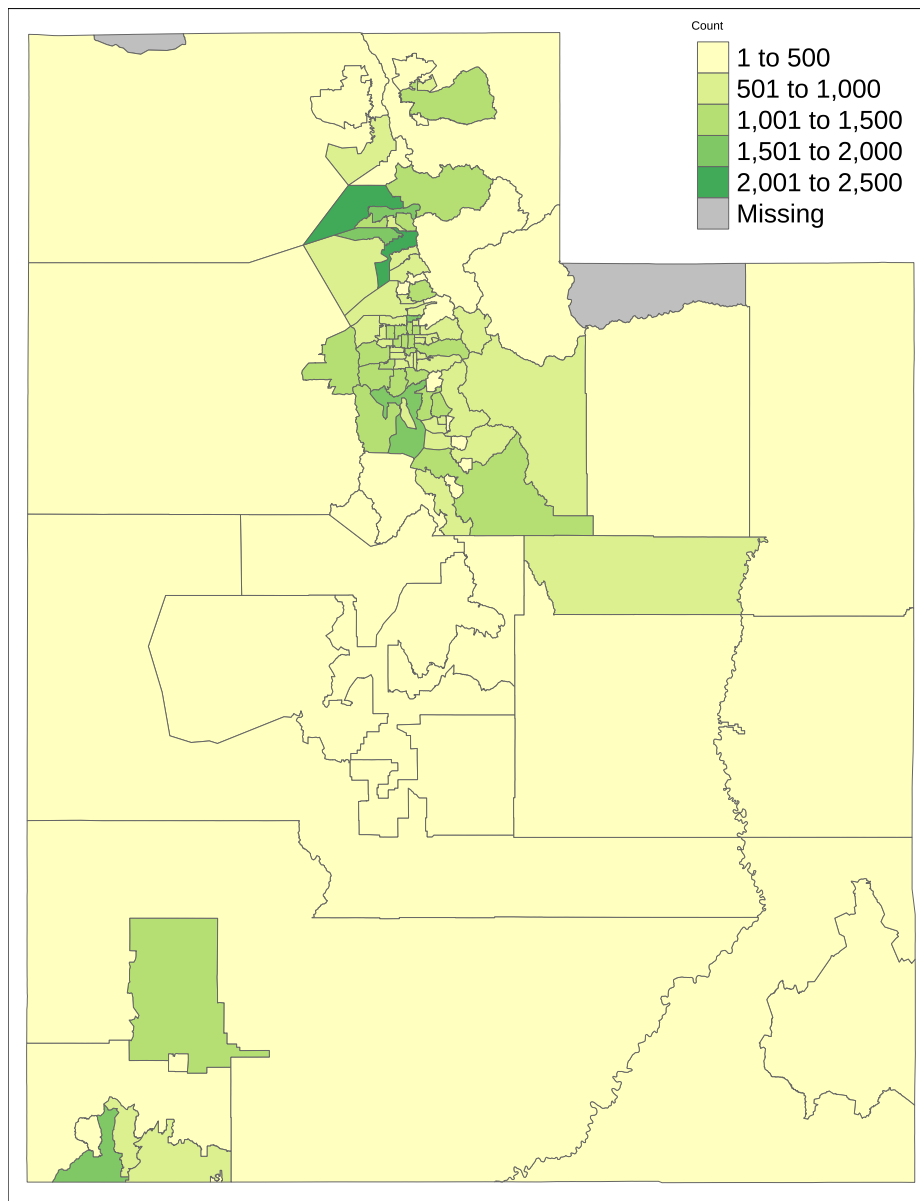
### Program counts

Description	Count
Patients	81,267
Qualified Medical Providers (QMP)	984
Pharmacy agents	874
Pharmacy Medical Providers (PMP)	79

## Patient information

### Patient counts by small area boundary

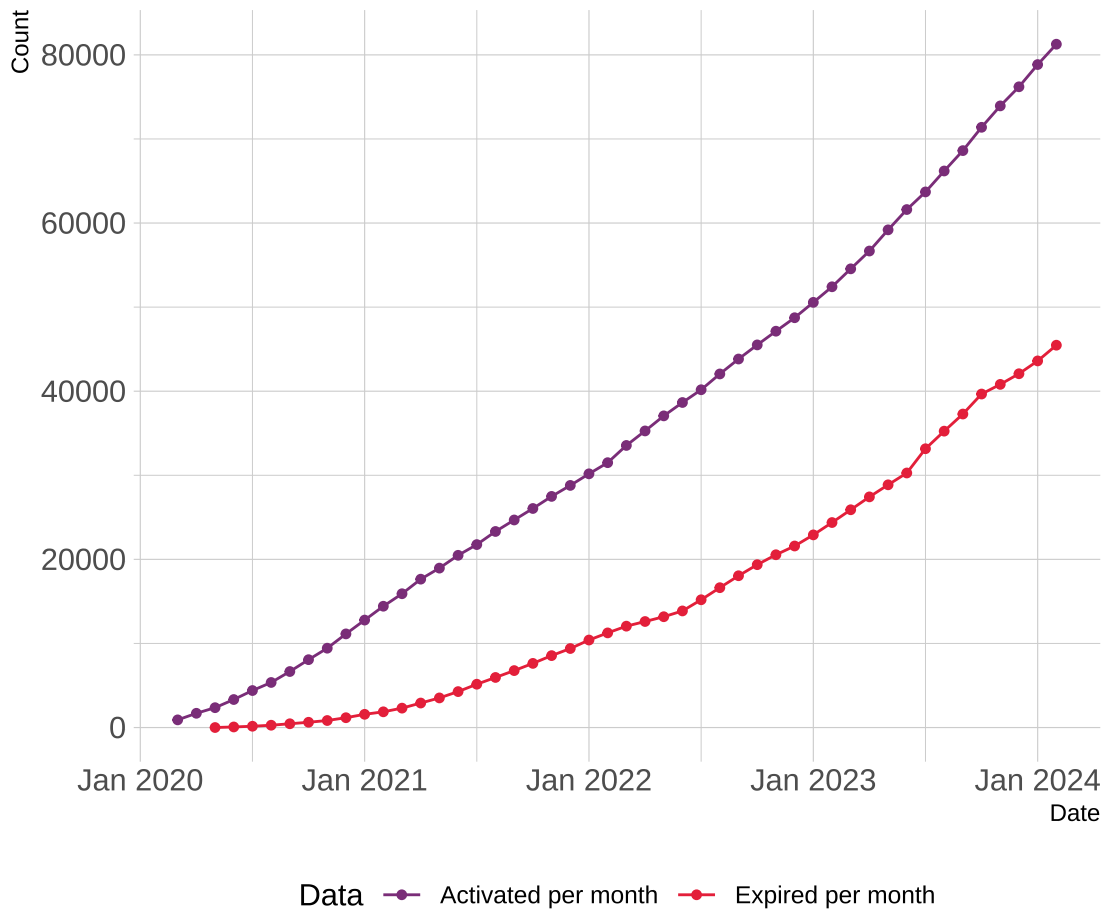
See [this document](#) for more information on what determines small area boundaries.



## Medical cannabis cardholder growth

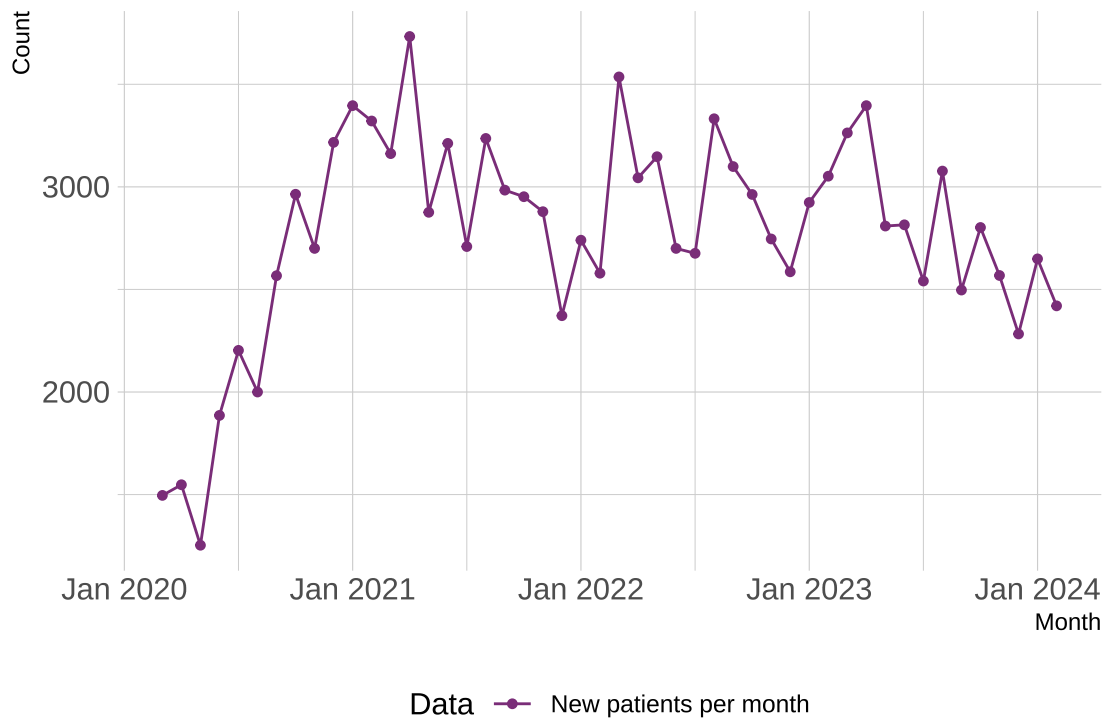
### Cumulative current active and expired patients

Note that these counts are based on the patient's current status (Expired or Active) as of querying the data. Because these counts are based on current status, counts per month may change on subsequent reports.



### New patients per month

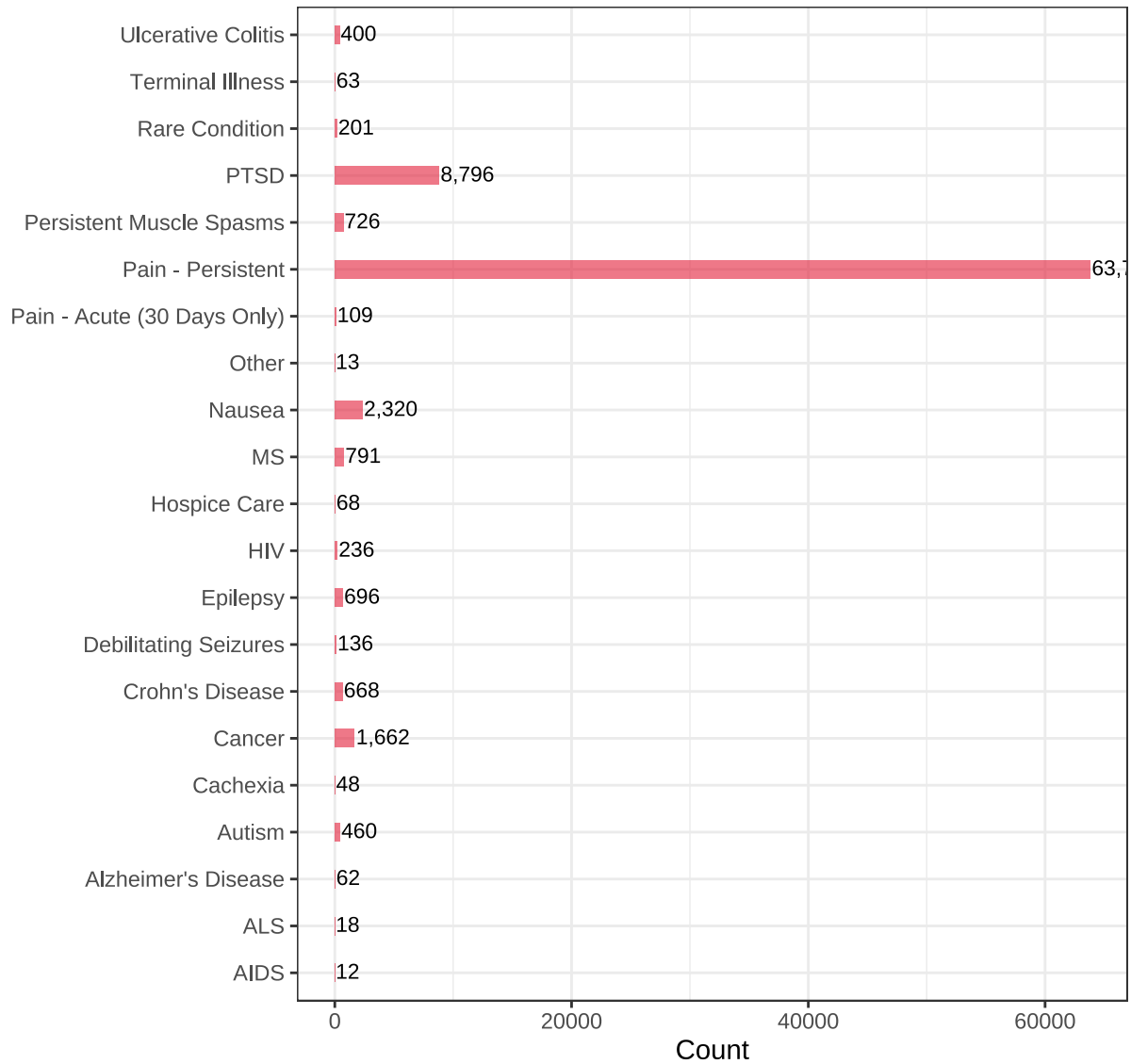
The new patients per month can be in any status - active, expired, pending renewal, etc.



### Patient age groups

Detail	Count
13 and Under	24
14-17	19
18-20	48
21-30	16,183
31-40	21,513
41-50	18,521
51-60	10,719
61-70	9,194
71 and Over	5,046

### Qualifying conditions



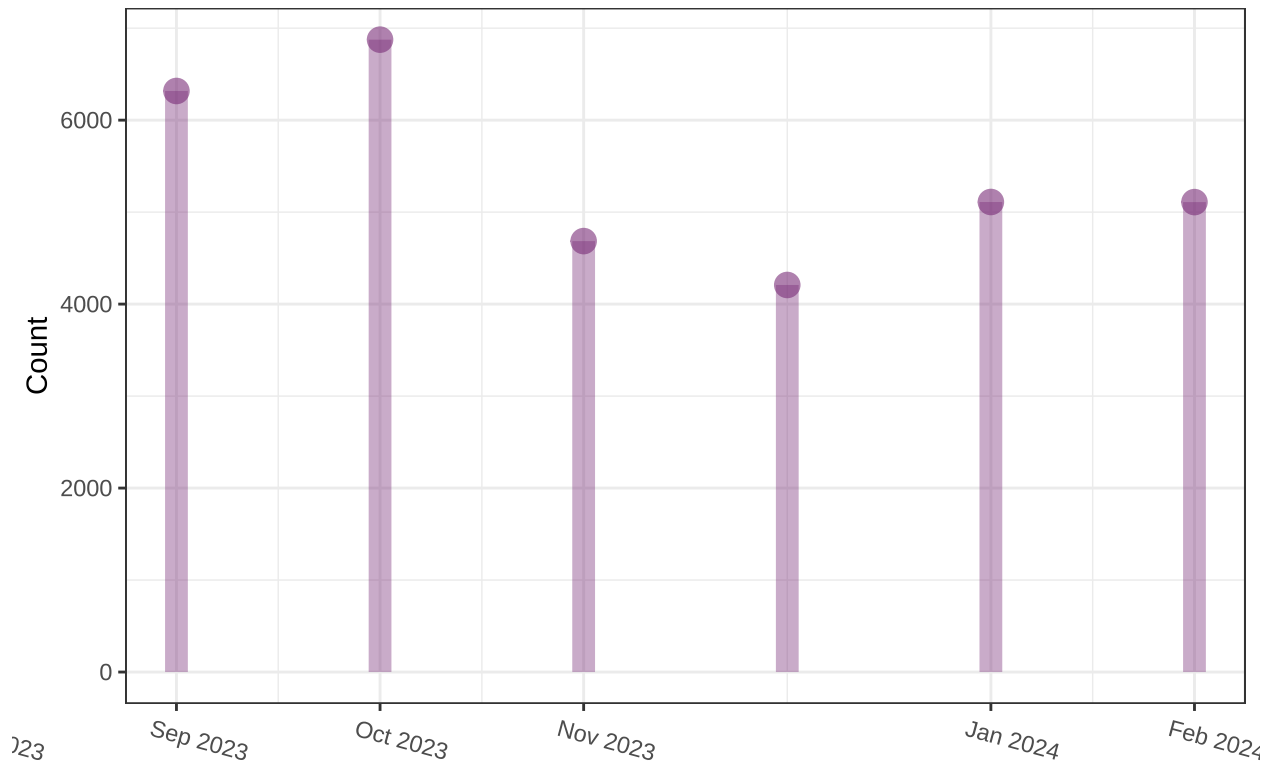
## Saving 11 x 6 in image

## Patient activity metrics

### Patient renewals per month

This chart counts the renewal per patient based on only their most recent renewal.

Patients renewed in previous 6 months



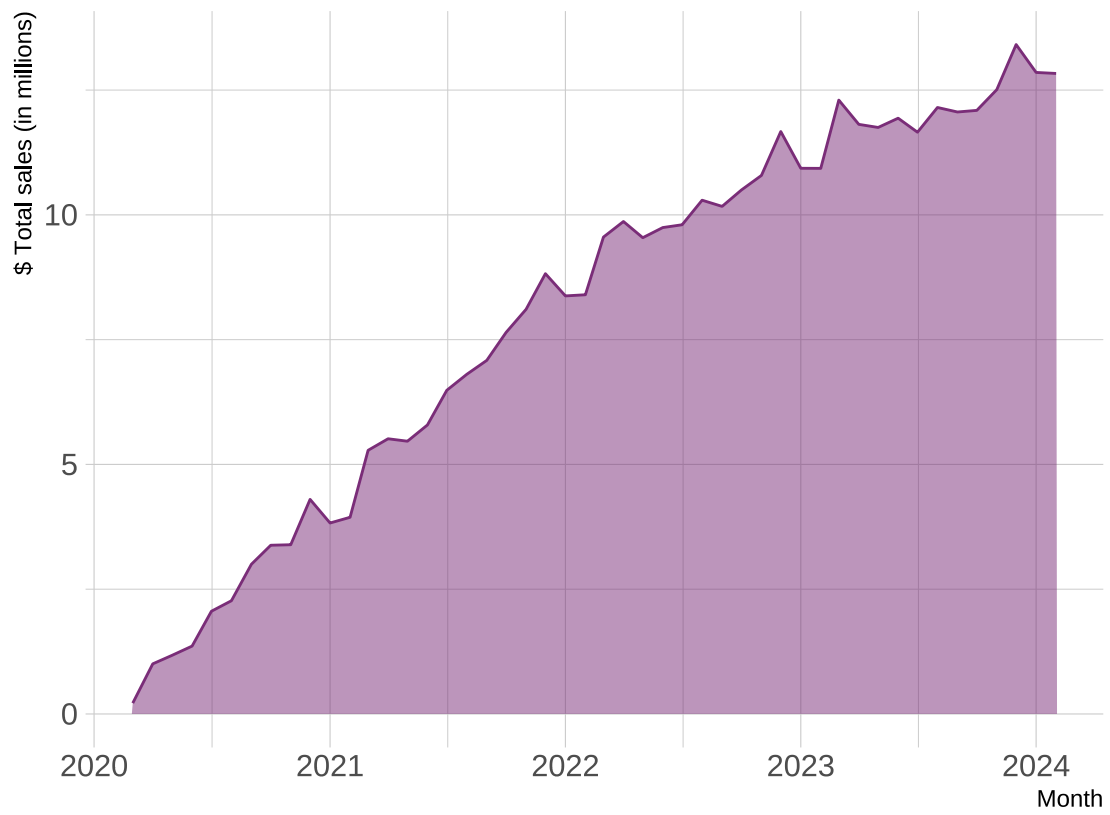
### Patient purchase history

Timeframe	Purchases	Patients
Last 30 Days	1 or more	45,782
Last 30 Days	2 or more	26,810
Last 30 Days	3 or more	17,112
Last 30 Days	4 or more	11,260
Last 60 Days	1 or more	55,519
Last 60 Days	2 or more	38,958
Last 60 Days	3 or more	28,852
Last 60 Days	4 or more	22,263
Last 90 Days	1 or more	61,785
Last 90 Days	2 or more	47,223
Last 90 Days	3 or more	37,253
Last 90 Days	4 or more	30,328

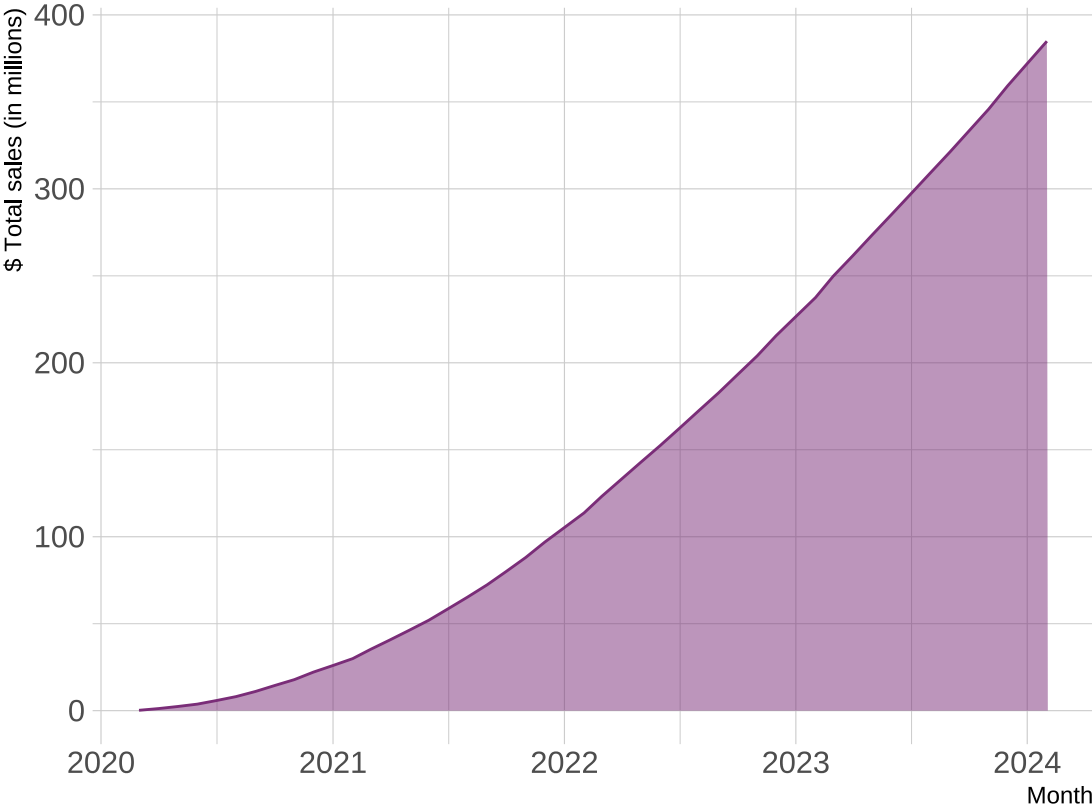


## Transactions and sales

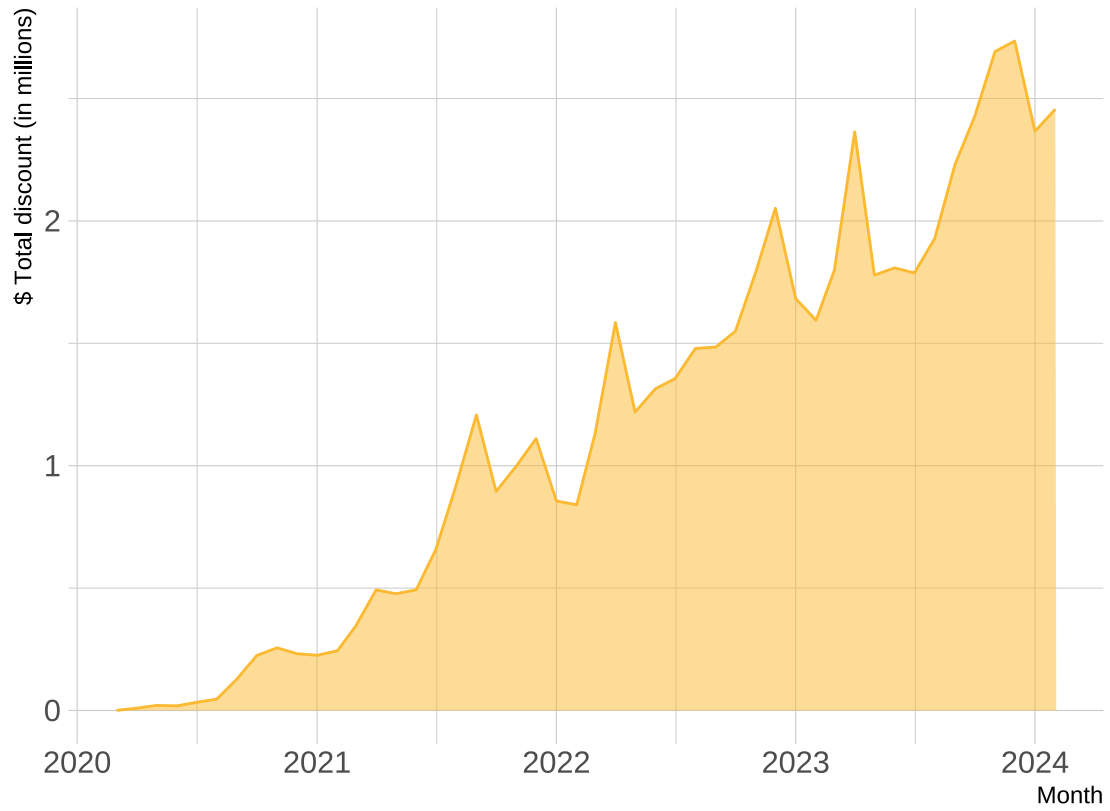
### Month-to-month sales in \$



**Cumulative sales in \$**



### Total order discount at pharmacies

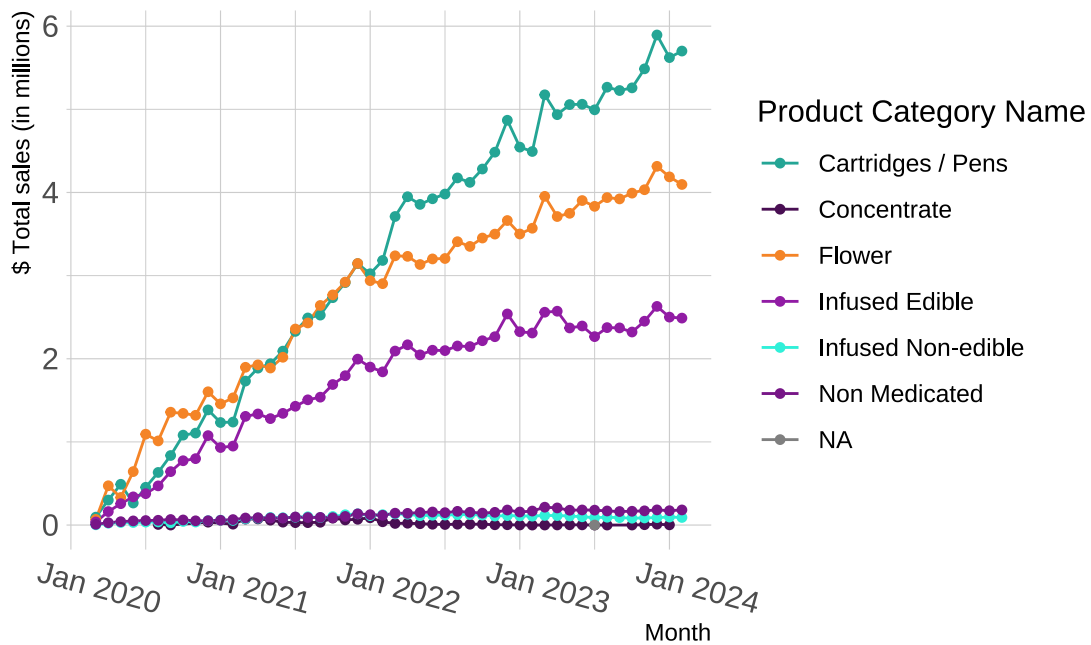


## Products sold by type

Totals for this month

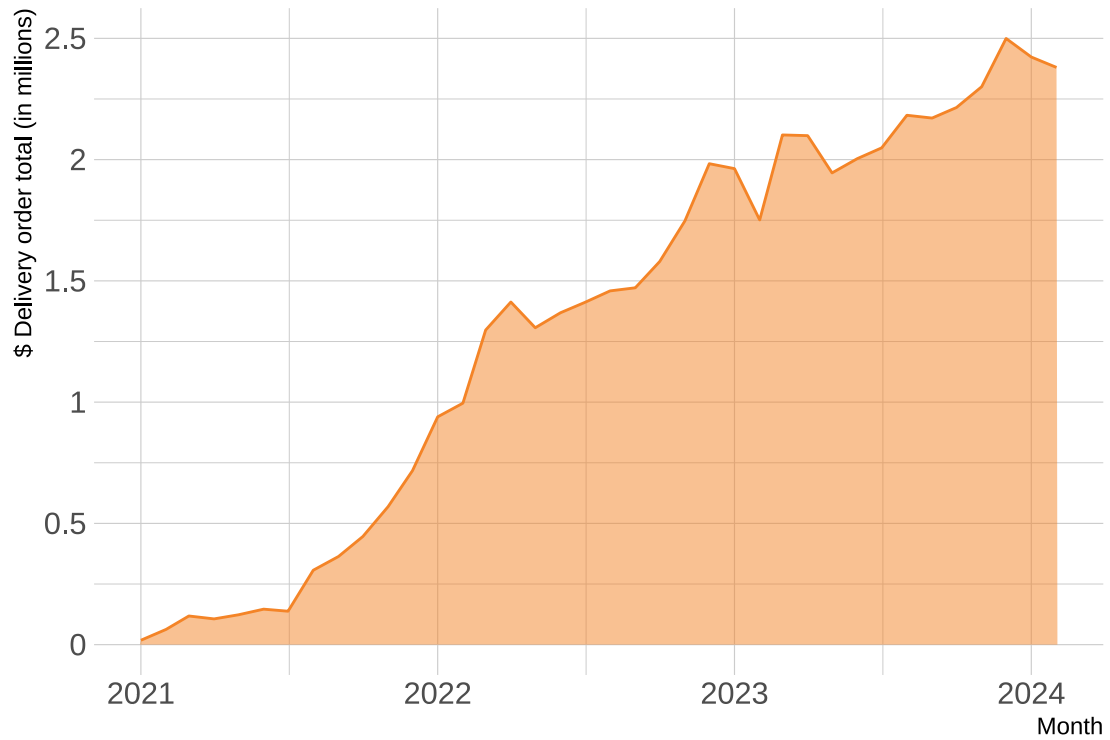
Product Category Name	Total Sales	Product Subtypes
Cartridges / Pens	\$5,700,821	Vape Cartridges, Vape Pens
Flower	\$4,096,249	Buds, Finished Flower, Pre-Pack
Infused Edible	\$2,489,095	Gummies, Lozenges, Oils, Sprays, Liquid Suspensions, Capsules, Pills
Infused Non-edible	\$91,236.25	Balms, Gels, Lotion, Patches, Salves, Topical
Non Medicated	\$181,804.3	Pens, Vaporizers, Devices, Grinders, Batteries, Cases

## Sales per type over time in \$



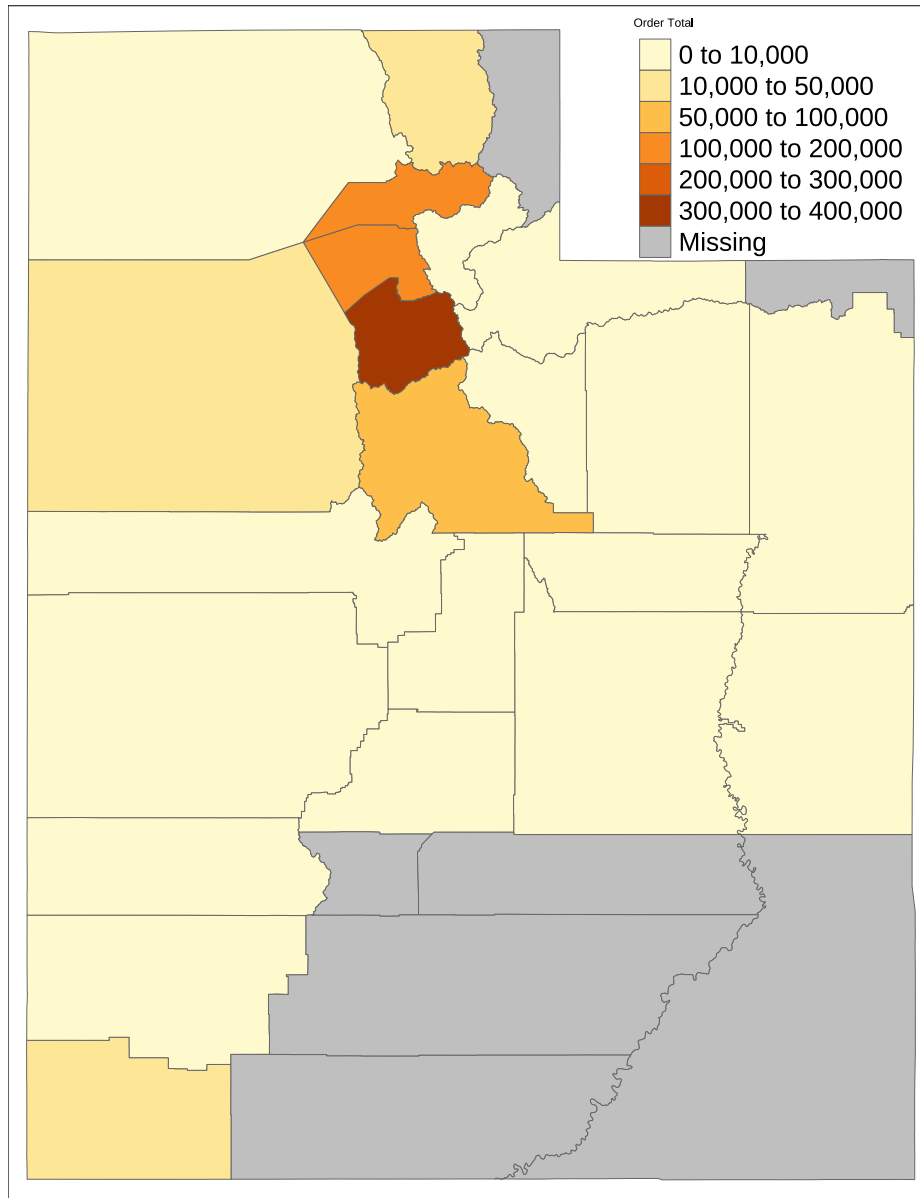
## Delivery in \$

### Delivery order totals

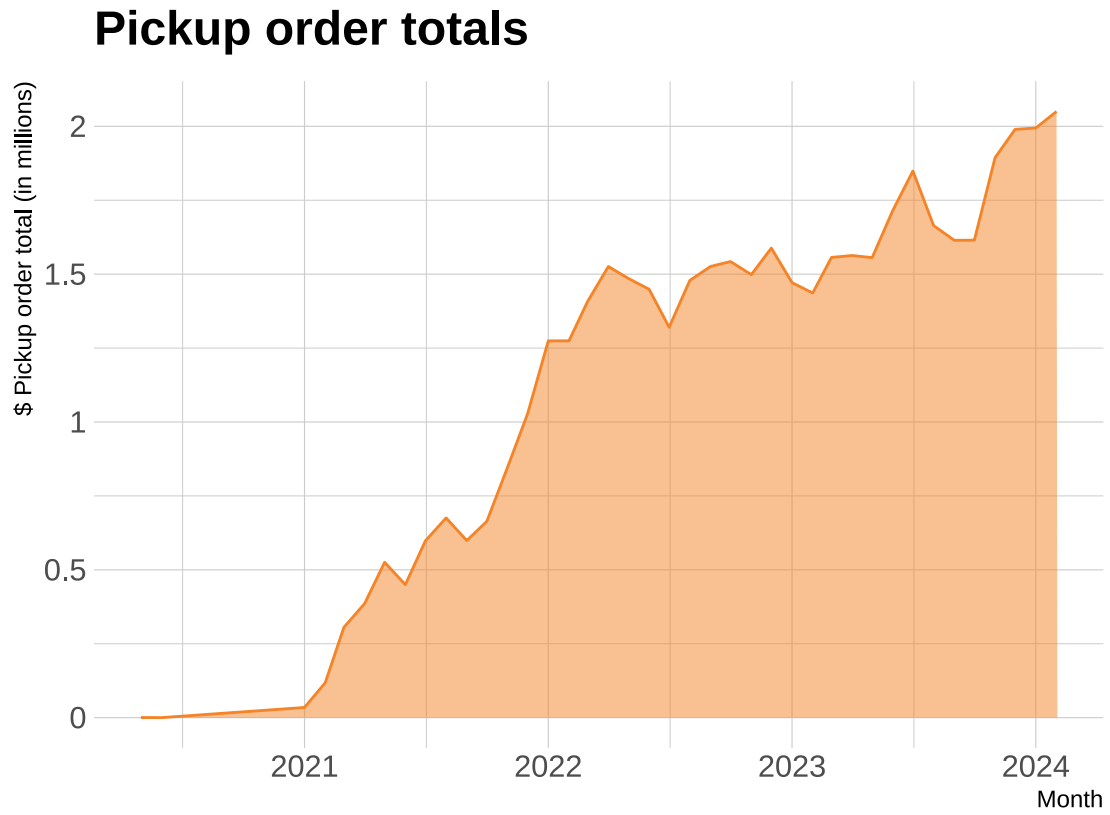


## Deliveries by county

Deliveries per county for month

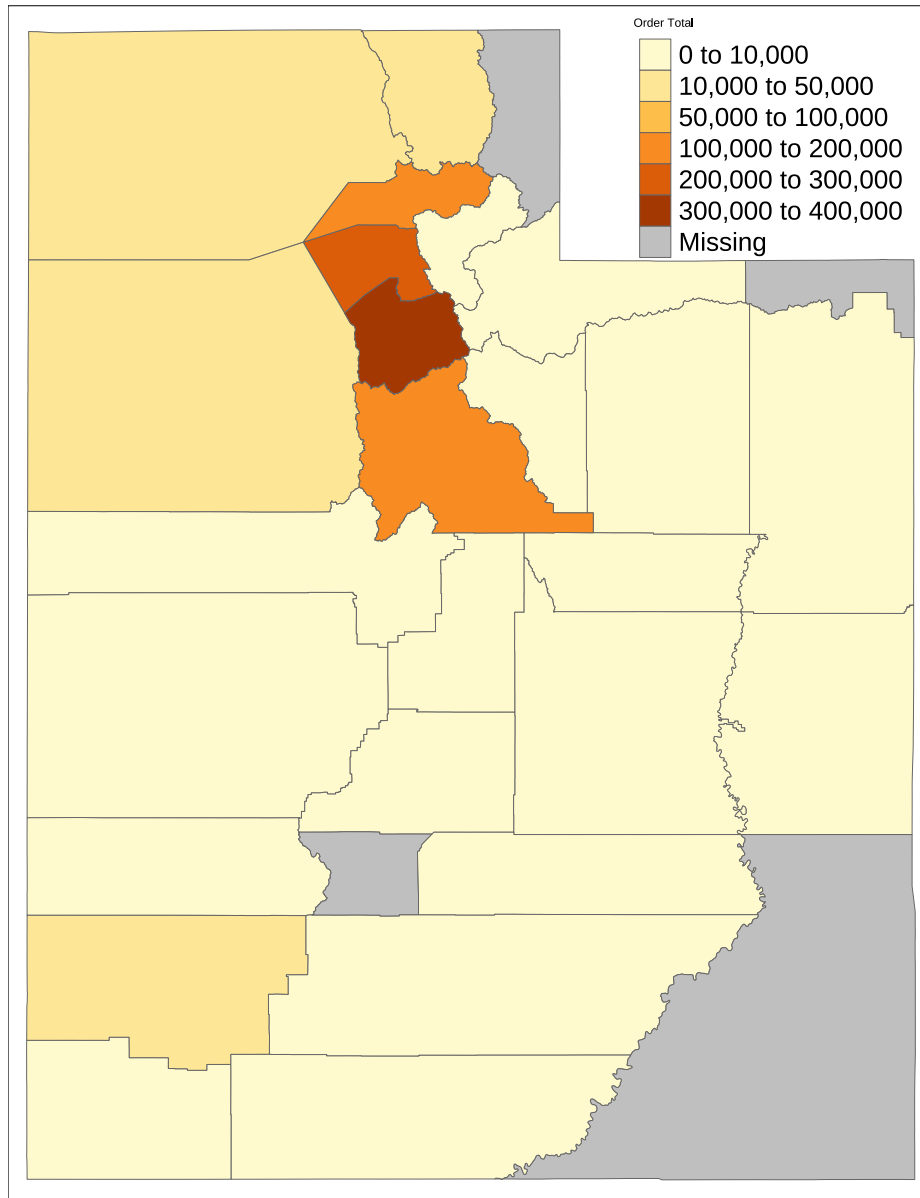


## Pickups in \$



## Pickups by county

Pickups per county for month





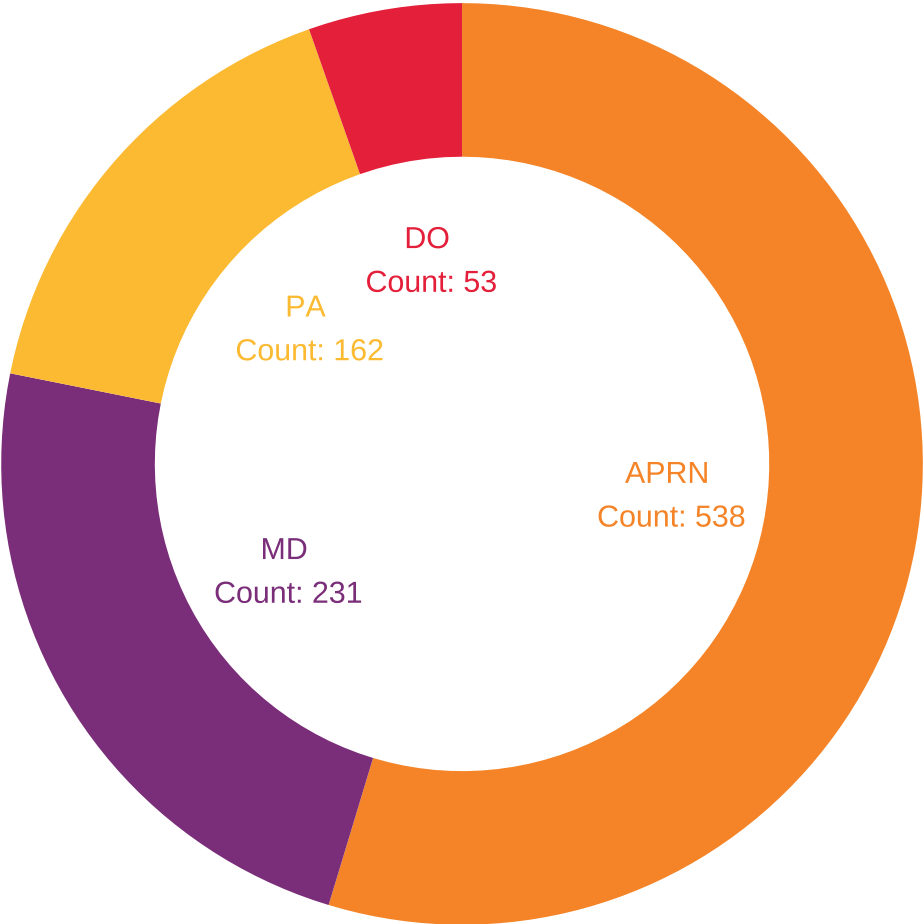
## Qualified Medical Providers (QMP) information

### QMPs by county

Estimates based on most recently entered Office address for each QMP.

Detail	Count
Salt Lake	478
Utah	150
Davis	76
Weber	70
Washington	65
Cache	24
Iron	13
Summit	10
Wasatch	9
Tooele	9
Other	8
Box Elder	7
Sevier	7
Carbon	5
Duchesne	4
Juab	4
Grand	3
Morgan	3
Millard	3
Sanpete	3
Emery	2
Uintah	2
San Juan	1
Kane	1
Rich	1
Beaver	1

**QMPs by certification type**



## Appendix

See zip file at <https://medicalcannabis.utah.gov/resources/reporting/> under 'Primary Data for Reporting' for csv files for the data presented in this report.

### Definitions

- Pharmacy Agent: Employee at a Utah Medical Cannabis pharmacy
- Pharmacy Medical Provider (PMP): Pharmacist at a Utah Medical Cannabis Pharmacy
- Qualified Medical Provider (QMP): Utah-licensed physicians (MD, DO), advanced practice registered nurses, and physician assistants who are registered through the Utah Department of Health's Electronic Verification System (EVS) to recommend cannabis.
- Utah Department of Agriculture (UDAG): The Utah Department of Agriculture regulates Utah cannabis cultivators, processors, and manages lab testing.
- Utah Department of Health and Human Services (DHHS): The Utah Department of Health regulates medical cannabis pharmacies, medical recommendations, and patients.

### Patient information

Data for patient, QMP, PMP, and pharmacy agent counts are obtained from the Electronic Verification System (EVS).

## Patients by county

Counties with 11 or fewer patients will appear with NA counts.

Detail	Count
Salt Lake	33,015
Utah	13,221
Davis	9,053
Weber	8,431
Washington	3,602
Cache	3,206
Box Elder	1,692
Tooele	1,638
Summit	1,391
Iron	1,336
Carbon	843
Wasatch	770
Sanpete	495
Uintah	373
Sevier	288
Duchesne	273
Emery	272
Juab	228
Morgan	209
Millard	202
Other	195
Beaver	153
Grand	136
Garfield	107
Kane	93
Rich	48
San Juan	36
Piute	28
Wayne	19
Daggett	12

## Patients by small area boundary table

Which boundary a patient resides in was determined using UGRC's geocoding API. These counts do not include PO Box addresses or addresses entered in a format that the API cannot parse. Boundaries with 11 or fewer patients will have NA as their count.

## Cardholder growth

'New Patients Per Month' are new unique patient activations per month. Patients in these counts may no longer be active.

'Activated Per Month' Counts are based on *current* active patients. The month is determined by when they were first made active. Since these counts are based on current active patients, counts in previous months may change as patients expire and renew.

'Expired per Month' Counts are based on currently expired patients organized by the month of their most recent expiration.

The 'Most recent renewal' counts are current active patients organized by the month of their most recent card renewal. Patients who have never renewed are excluded.

'Most Recent Activation or Renewal' is all currently active patients organized by their most recent renewal or activation, if their activation is more recent.

## Delivery monthly

Delivery data is retrieved from MJ Freeway. Totals prior to November 2021 may be incomplete.