



## Contents

<b>Program counts</b>	<b>4</b>
Number of program users . . . . .	4
Number of each type of cannabis facility per county . . . . .	4
<b>Patient information</b>	<b>5</b>
Patient counts by small area boundary . . . . .	5
Medical cannabis cardholder growth . . . . .	6
Patient age groups . . . . .	7
Qualifying conditions . . . . .	8
<b>Patient activity metrics</b>	<b>9</b>
Patient renewals per month . . . . .	9
Patient purchase history . . . . .	9
<b>Transactions and sales</b>	<b>10</b>
Month-to-month sales in \$ . . . . .	10
Cumulative sales in \$ . . . . .	11
Total order discount at pharmacies . . . . .	12
Products sold by type . . . . .	13
Sales per type over time in \$ . . . . .	13
Companies offering delivery to each county . . . . .	14
Delivery in \$ . . . . .	15
Deliveries by county . . . . .	16
Pickups in \$ . . . . .	17
Pickups by county . . . . .	18
<b>Registered recommending medical providers (RMP) information</b>	<b>19</b>
Registered RMPs by county . . . . .	19
Registered RMPs by license type . . . . .	20
<b>Cannabis production</b>	<b>21</b>
Number of initial and renewal applications . . . . .	21
Products sent to pharmacy for sale to patients . . . . .	21
Amount of cannabis that licensees grew . . . . .	22
Amount of cannabis that licensees manufacture into cannabis products . . . . .	22
Cannabis and cannabis products the department tested & results of the tests performed . . . . .	23
Lab results by lab facility . . . . .	23

<b>Inspections</b>	<b>24</b>
Number of inspections performed at production establishments . . . . .	24
Number and types of violations found . . . . .	24
<b>Appendix</b>	<b>25</b>
Definitions . . . . .	25
Patient information . . . . .	25
Patients by county . . . . .	26
Patients by small area boundary table . . . . .	27
Cardholder growth . . . . .	27
Delivery monthly . . . . .	27



Utah Department of  
**Health & Human Services**  
Center for Medical Cannabis



UTAH DEPARTMENT OF  
AGRICULTURE AND FOOD

## September 2025 Report

---

Data retrieved 10/01/2025

**Utah Department of Health and Human Services with Utah Department of Agriculture and Food**

Center for Medical Cannabis  
195 N 1950 W  
Salt Lake City, Utah 84116

(p) (801)-538-6504  
(w) [medicalcannabis.utah.gov](https://medicalcannabis.utah.gov)  
(e) [medicalcannabis@utah.gov](mailto:medicalcannabis@utah.gov)



## Program counts

### Number of program users

Description	Count
Patients with active medical cards	104,402
Registered recommending medical providers (RMP)	993
Paper-only recommending medical providers (RMP)	209
Processor/cultivator agents	854
Pharmacy agents	885
Courier agents	366
Pharmacy medical providers (PMP)	90

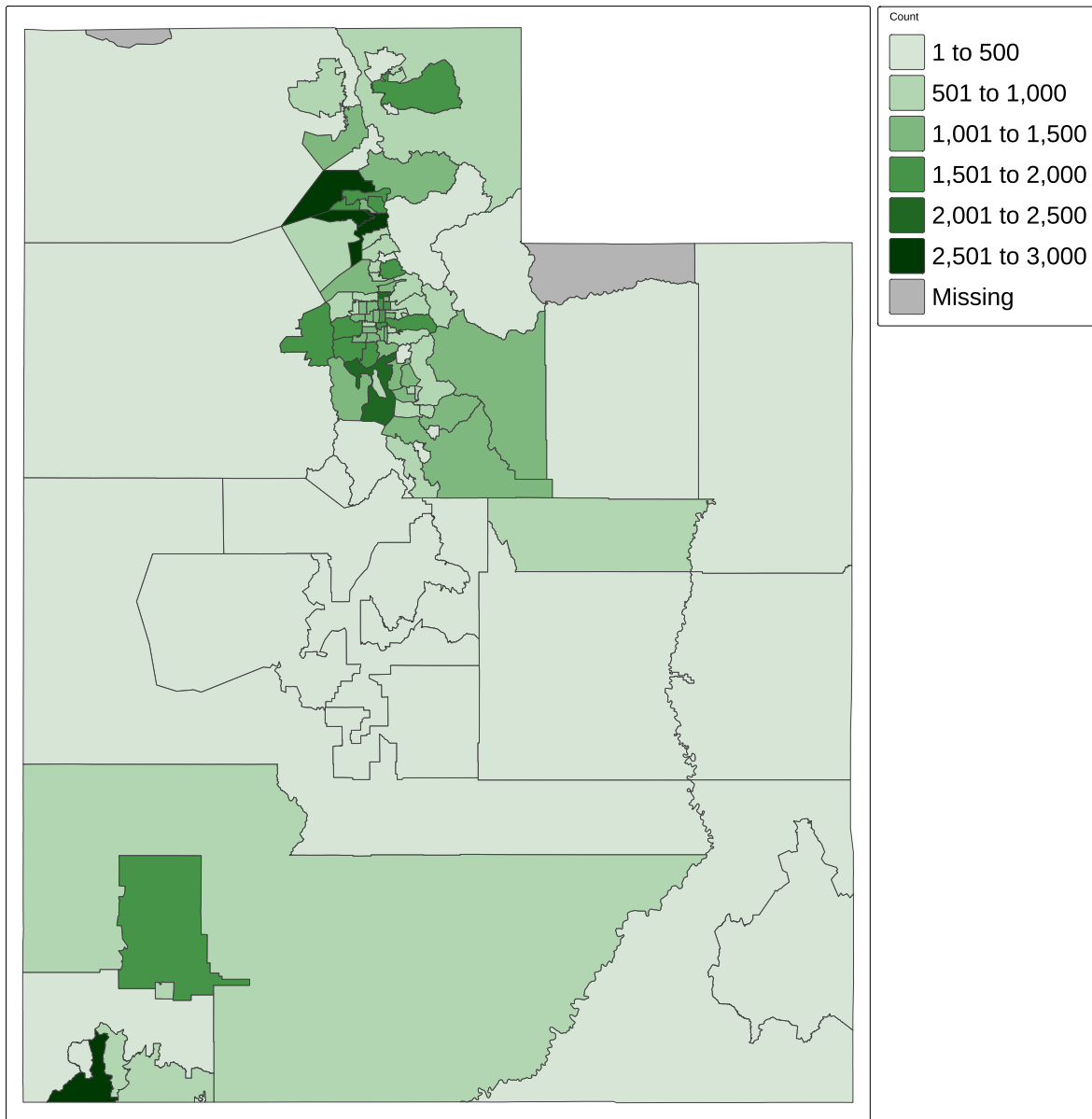
### Number of each type of cannabis facility per county

County	Cultivator	Tier 1 processor	Tier 2 processor	Independent testing lab
Salt Lake		4		
Box Elder	3	3		
Tooele	2	2		
Davis	1	2		
Utah	1	2		1
Sanpete	1	1		
Wasatch		1		
Weber	2		1	
Sevier	1			

## Patient information

### Patient counts by small area boundary

See [this document](#) for more information on what determines small area boundaries.

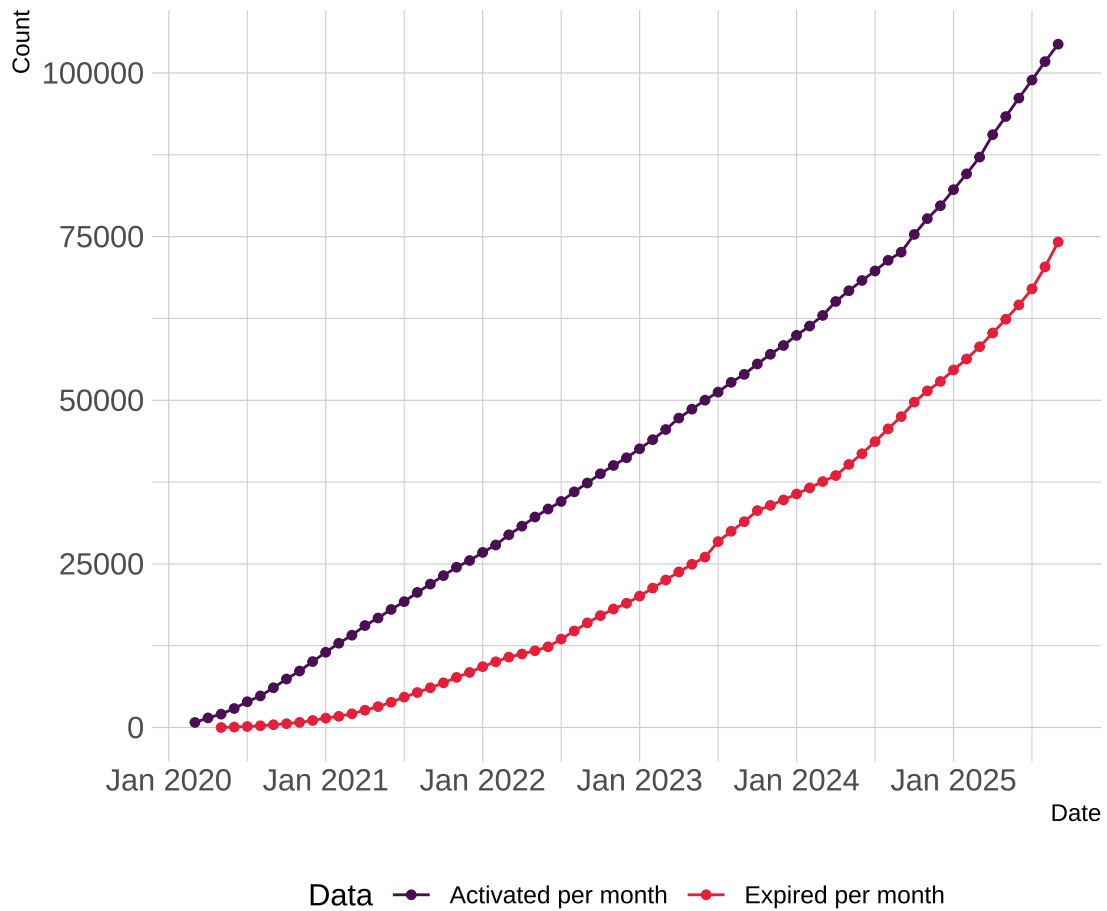




## Medical cannabis cardholder growth

### Cumulative current active and expired patients

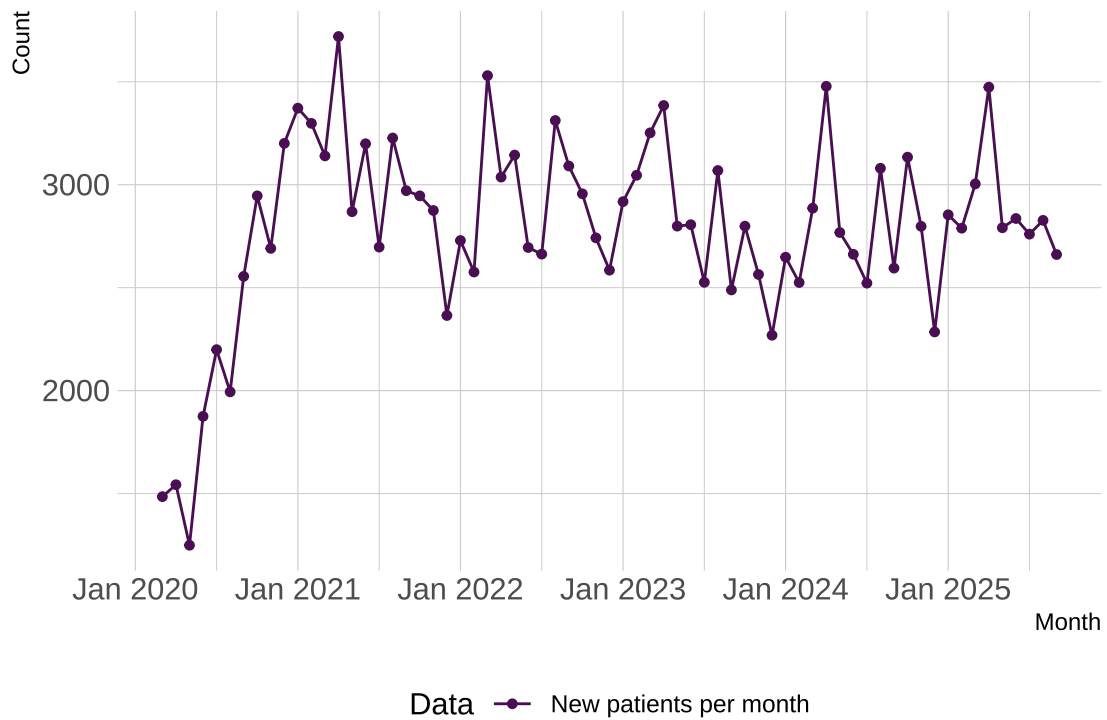
Note that these counts are based on the patient's current status (Expired or Active) as of querying the data. Because these counts are based on current status, counts per month may change on subsequent reports.





### New patients per month

The new patients per month can be in any status - active, expired, pending renewal, etc.

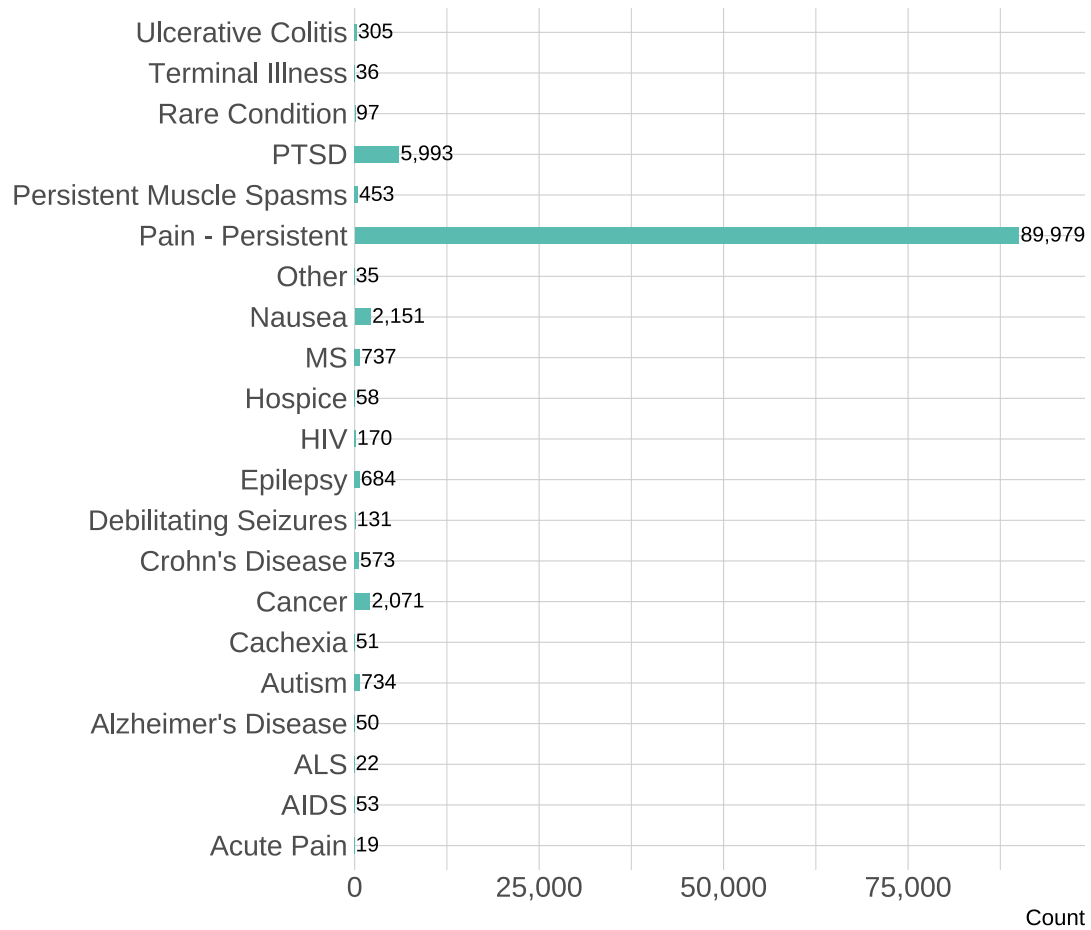


### Patient age groups

Detail	Count	Percent of patients
13 and Under	18	0.02
14-17	21	0.02
18-20	45	0.04
21-30	22,761	21.80
31-40	27,201	26.05
41-50	23,379	22.39
51-64	19,439	18.62
Over 65	11,538	11.05
Total	104,402	100.00



## Qualifying conditions



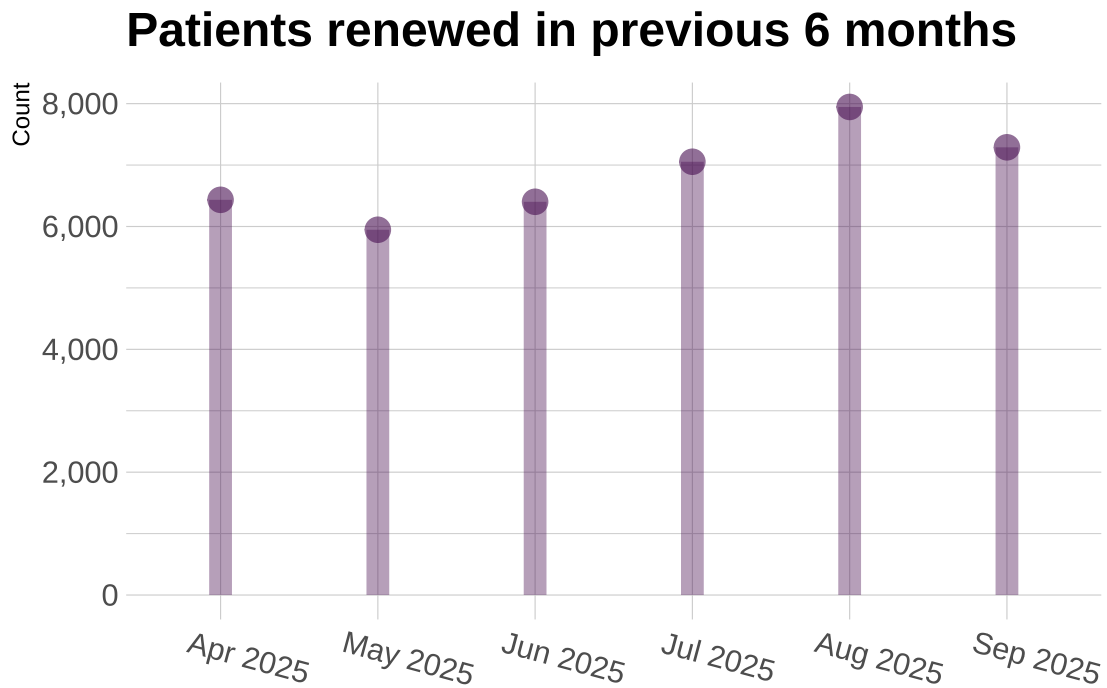




## Patient activity metrics

### Patient renewals per month

This chart counts the renewal per patient based on only their most recent renewal.



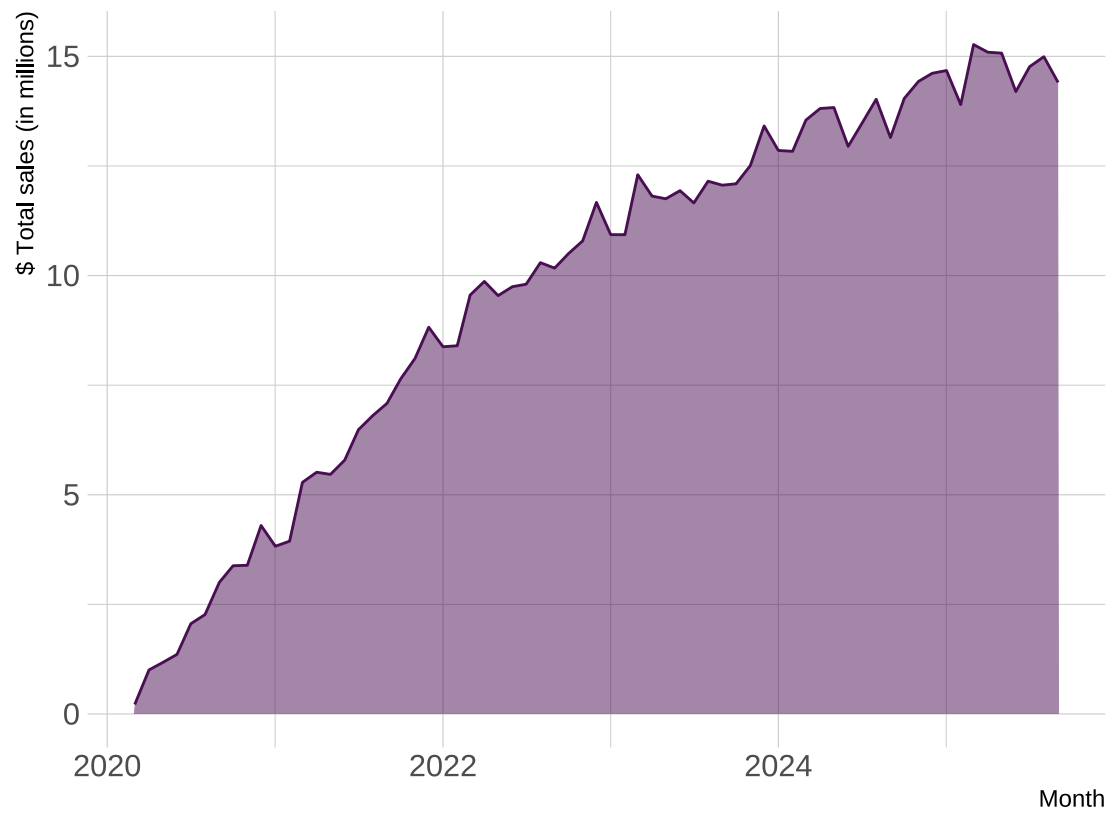
### Patient purchase history

Timeframe	Purchases	Patients
Last 30 Days	1 or more	3,771
Last 30 Days	2 or more	55
Last 30 Days	3 or more	9
Last 60 Days	1 or more	57,969
Last 60 Days	2 or more	33,284
Last 60 Days	3 or more	20,522
Last 60 Days	4 or more	13,148
Last 90 Days	1 or more	71,494
Last 90 Days	2 or more	50,072
Last 90 Days	3 or more	37,019
Last 90 Days	4 or more	28,332



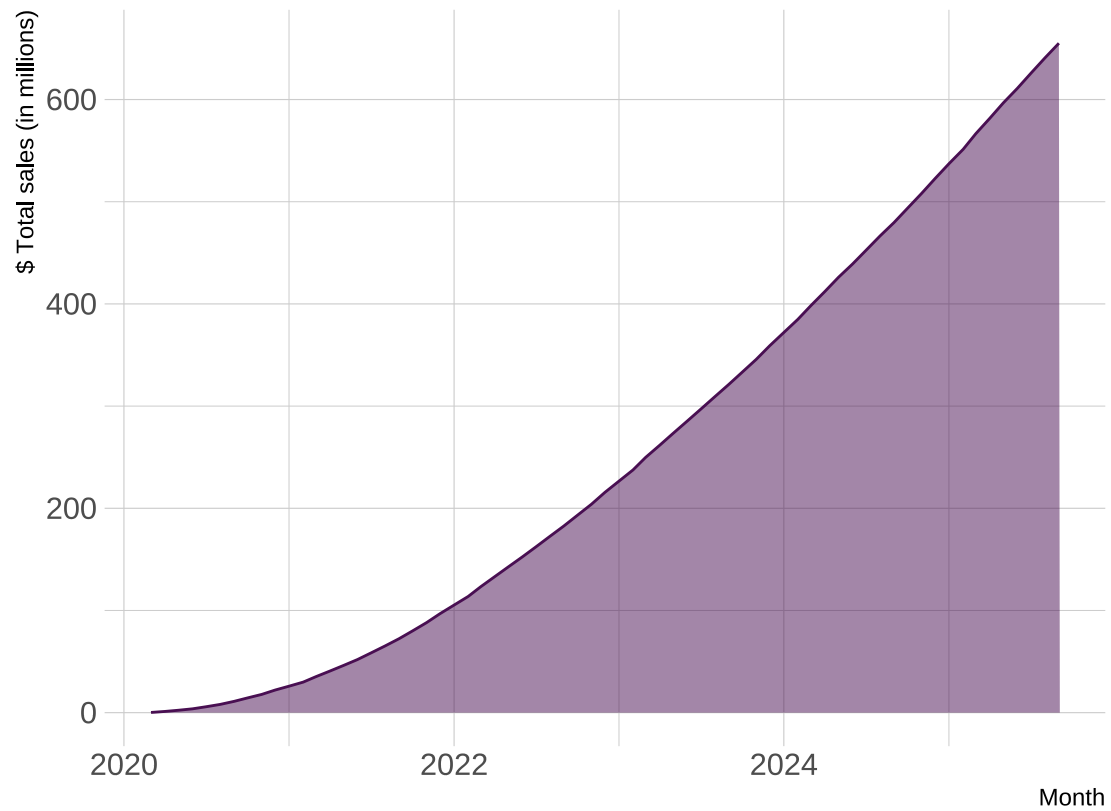
## Transactions and sales

### Month-to-month sales in \$



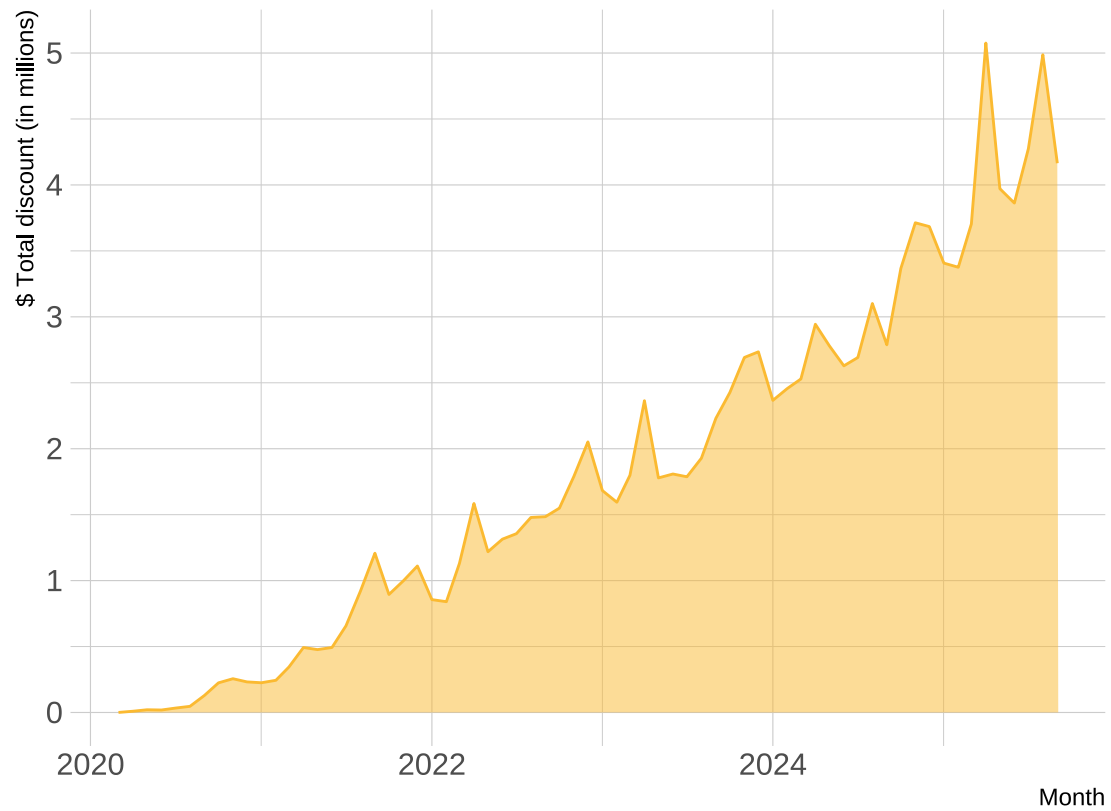


## Cumulative sales in \$





## Total order discount at pharmacies



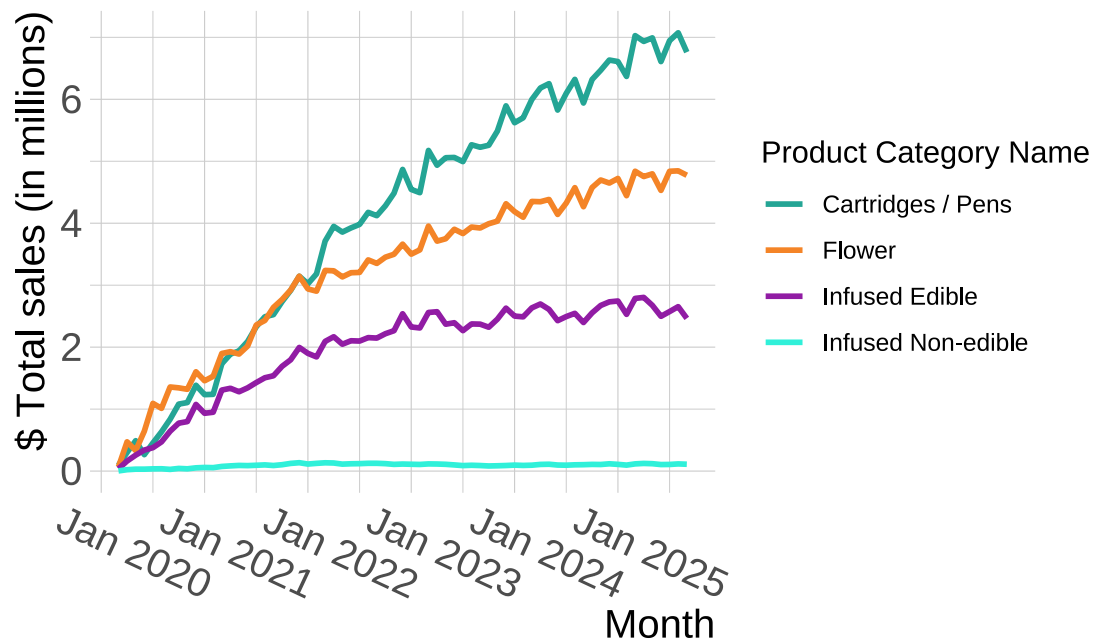


## Products sold by type

Totals for this month

Product Category Name	Total Sales	Product Subtypes
Cartridges / Pens	\$6,760,800	Vape Cartridges, Vape Pens
Flower	\$4,774,400	Buds, Finished Flower, Pre-Pack
Infused Edible	\$2,464,500	Gummies, Lozenges, Oils, Sprays, Liquid Suspensions, Capsules, Pills
Infused Non-edible	\$110,500	Balms, Gels, Lotion, Patches, Salves, Topical
Non Medicated	\$110,300	Pens, Vaporizers, Devices, Grinders, Batteries, Cases

## Sales per type over time in \$





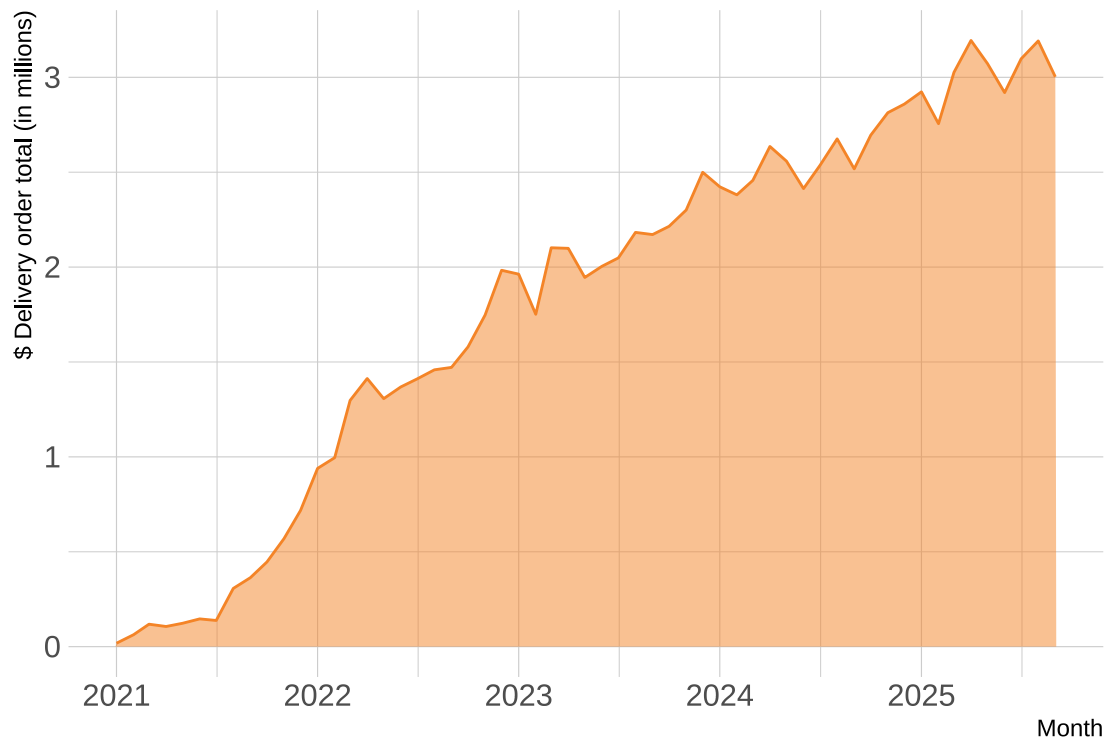
## Companies offering delivery to each county

County	Home Delivery Rural		Home Delivery Urban			Courier			
	Dragonfly Wellness-Price	The Flower Shop-Logan	Dragonfly Wellness-SLC	The Flower Shop-Ogden	Wholesome Therapy LLC	Melly Go	Beehive Delivery, LLC	SAPA Connect	Wholesome Direct
Beaver									Yes
Box Elder		Yes		Yes					Yes
Cache		Yes							Yes
Carbon	Yes								Yes
Davis			Yes	Yes	Yes		Yes	Yes	
Duchesne									Yes
Emery									Yes
Grand & Emery									Yes
Heber & Kamas Area									Yes
Iron									Yes
Juab									Yes
Millard									Yes
Morgan				Yes					Yes
Piute & Sevier									Yes
Salt Lake			Yes	Yes		Yes	Yes	Yes	Yes
Sanpete									Yes
Summit						Yes			
Tooele			Yes			Yes	Yes	Yes	Yes
Uintah									Yes
Utah						Yes			Yes
Washington									Yes
Weber			Yes	Yes				Yes	



## Delivery in \$

### Delivery order totals

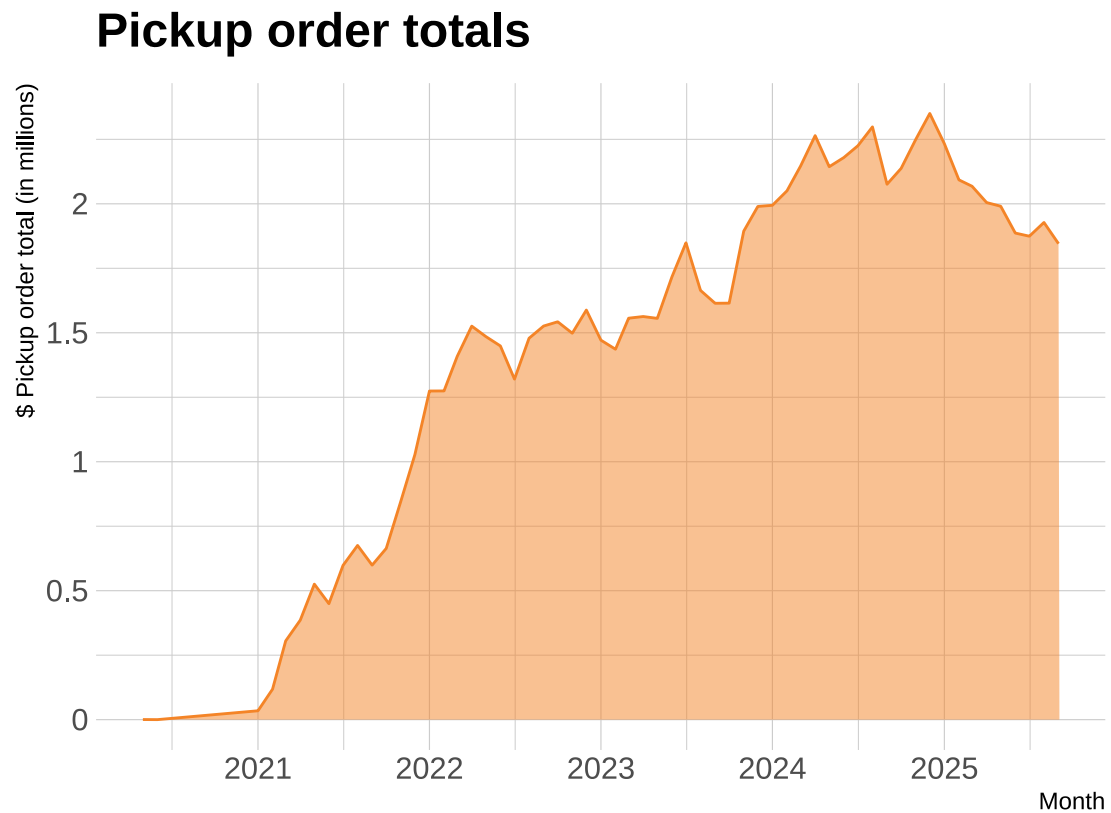








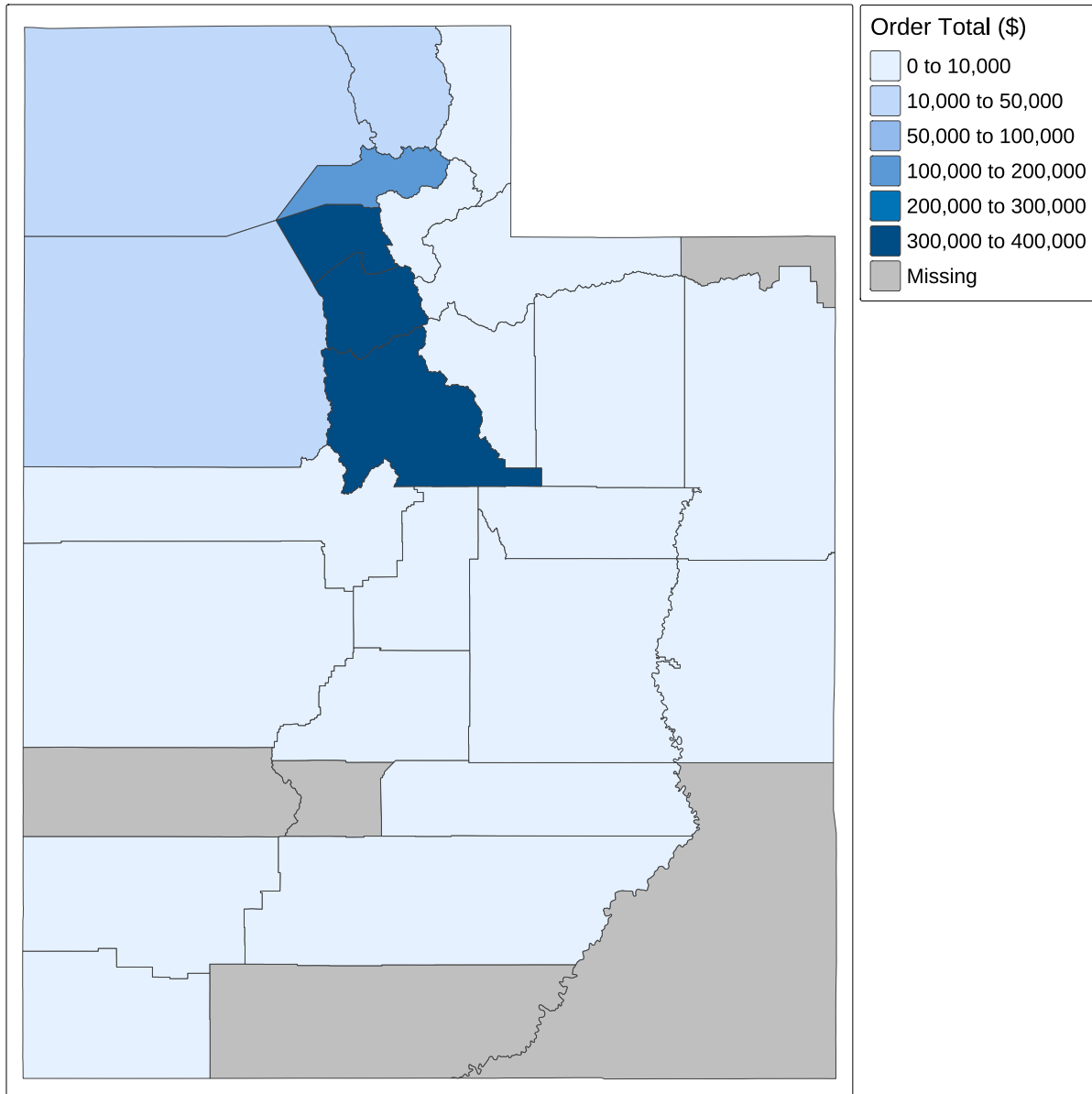
## Pickups in \$





## Pickups by county

Pickups per county for month. Note that pickups are items ordered online, then picked up at the store.





## Registered recommending medical providers (RMP) information

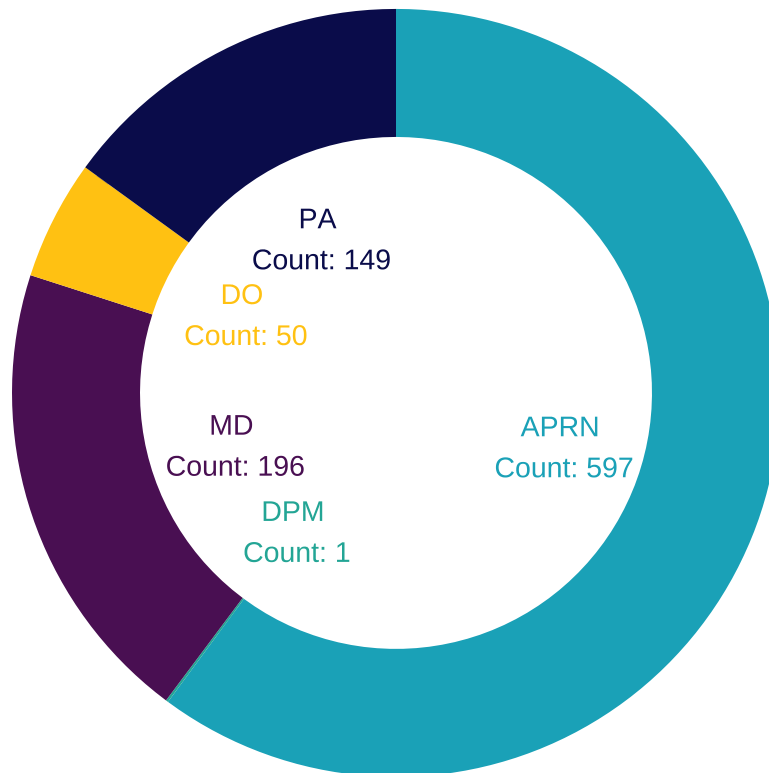
### Registered RMPs by county

Estimates based on most recently entered office address for each registered RMP.

Detail	Count
Salt Lake	470
Utah	172
Weber	77
Davis	76
Washington	70
Cache	23
Other	18
Summit	14
Tooele	14
Iron	12
Wasatch	12
Box Elder	9
Sevier	5
Carbon	4
Duchesne	3
Grand	3
Uintah	3
Emery	2
Juab	2
Sanpete	2
Kane	1
Millard	1



## Registered RMPs by license type





## Cannabis production

### Number of initial and renewal applications

Month's facility application changes	Count
New applications	0
Renewal applications	0
Revoked licenses	0

### Products sent to pharmacy for sale to patients

Over the last month, licensed medical cannabis pharmacies received the following products from licensed medical cannabis processors.

Category	Sent qty (each)
Cartridges / Pens	142,963
Concentrate	653
Flower	107,810
Infused Edible	76,234
Infused Non-edible	3,431



## Amount of cannabis that licensees grew

During September 2025, licensed medical cannabis cultivators harvested over 53,711 of medical cannabis plants spread over 410 planting batches. Over 47,678,206 grams of medical cannabis biomass were harvested (as measured on a wet basis):

Harvest date	Wet weight harvested (grams)	Number of plants harvested	Number of batches harvested
2025-09-01	178,793	439	5
2025-09-02	2,019,139	3,668	7
2025-09-03	59,239	77	3
2025-09-04	306,786	356	7
2025-09-08	8,342,185	8,284	17
2025-09-09	7,343,363	7,698	11
2025-09-10	8,166,691	9,606	22
2025-09-11	4,077,636	4,002	14
2025-09-12	561,880	756	8
2025-09-15	1,868,219	2,559	73
2025-09-16	230,311	380	8
2025-09-17	1,027,554	1,241	20
2025-09-18	436,460	1,393	21
2025-09-19	735,928	1,184	153
2025-09-22	408,848	726	11
2025-09-23	176,575	100	3
2025-09-24	428,262	446	7
2025-09-25	136,391	16	2
2025-09-26	556,163	72	6
2025-09-29	8,214,605	8,149	9
2025-09-30	2,403,178	2,559	3

## Amount of cannabis that licensees manufacture into cannabis products

Medical cannabis biomass is used to manufacture various medical cannabis products such as prepackaged flower, vape cartridges, gummies, tinctures, concentrates (e.g., hash rosin, live resin, budder, wax), and other approved medicinal dosage forms. Subcategories of flower such as trim and fresh/frozen, are generally used in processing runs to make cannabis derivative products.

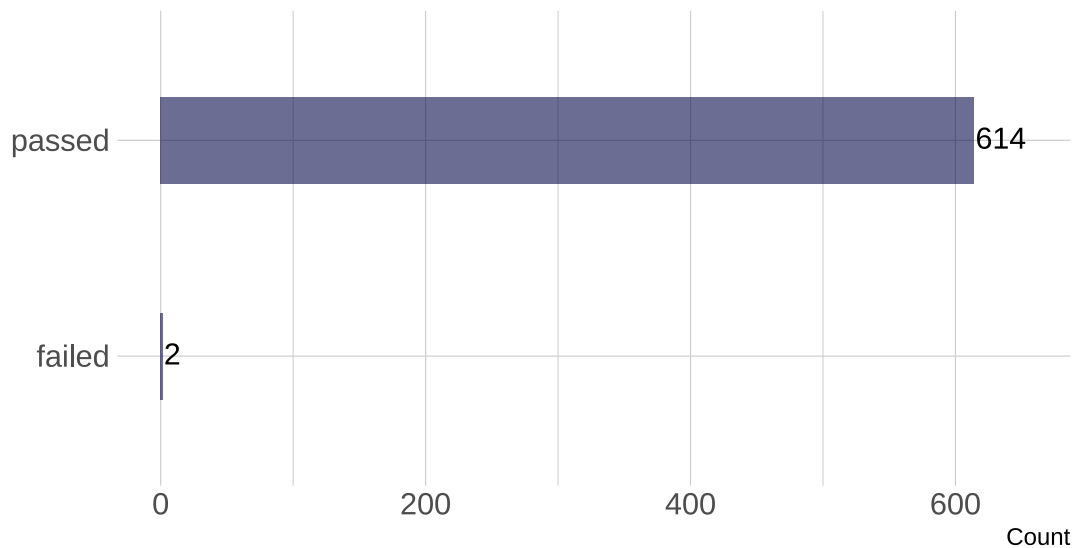
Category	Sent qty (grams)
Buds	700,460
Finished Flower	12,620
Flower Combined	743,338
Fresh/Frozen	845,915
Shake	37
Trim	1,582,982



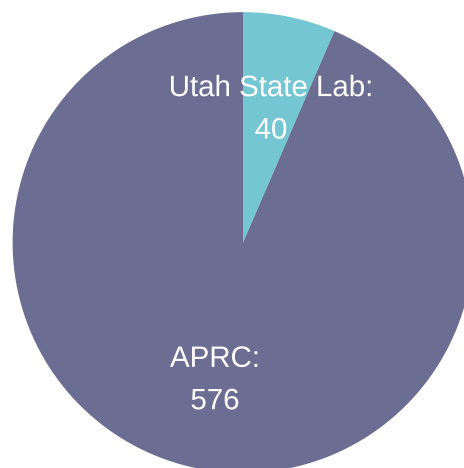
## Cannabis and cannabis products the department tested & results of the tests performed

Over the last month, the Utah State Lab and APRC tested products in the following categories: Concentrate, Cartridges / Pens, Flower, Infused Edible, Infused Non-edible. The counts shown here are from the 19th of August to the 20th of September

### Lab results by customer facilities



### Lab results by lab facility





## Inspections

### Number of inspections performed at production establishments

Facility inspected	Count
Cultivation	10
Processor	8
Testing Lab	0
Product Label	6
Pharmacy	7
Pharmacy	11
Courier	1

### Number and types of violations found

Infractions	Count
<b>Couriers</b>	
No Infractions	0
<b>Cultivation</b>	
No Infractions	0
<b>Pharmacy</b>	
4-41a Infractions	1
R66-5-3. General Operating Standards.	1
<b>Processor</b>	
R66-2-8. Security Requirements.	1
R66-2-9. Inventory Control.	1
R66-2-10. Cannabis Processing Facility Agents.	1
R66-2-13.   R66-2-15. Labeling and Packaging of Cannabis and Cannabis Product.	1





## Appendix

See zip file at <https://medicalcannabis.utah.gov/resources/reporting/> under 'Primary Data for Reporting' for csv files for the data presented in this report.

### Definitions

- Pharmacy Agent: Employee at a Utah Medical Cannabis pharmacy
- Pharmacy Medical Provider (PMP): Pharmacist at a Utah Medical Cannabis Pharmacy
- Recommending Medical Provider (RMP): Utah-licensed physicians (MD, DO), advanced practice registered nurses, and physician assistants who are registered through the Utah Department of Health's Electronic Verification System (EVS) to recommend cannabis. RMPs may also submit recommendations using paper-only applications that do not require registering in EVS.
- Utah Department of Agriculture (UDAF): The Utah Department of Agriculture regulates Utah cannabis cultivators, processors, and manages lab testing.
- Utah Department of Health and Human Services (DHHS): The Utah Department of Health regulates medical cannabis pharmacies, medical recommendations, and patients.

### Patient information

Data for patient, RMP, PMP, and pharmacy agent counts are obtained from the Electronic Verification System (EVS).



## Patients by county

Counties with 11 or fewer patients will appear with NA counts.

Detail	Count
Salt Lake	42,599
Utah	16,254
Davis	11,671
Weber	10,778
Washington	5,435
Cache	3,677
Tooele	2,154
Box Elder	2,127
Iron	1,932
Summit	1,603
Wasatch	1,000
Carbon	962
Sanpete	639
Uintah	542
Sevier	427
Duchesne	387
Emery	313
Juab	297
Morgan	273
Millard	242
Beaver	223
Kane	187
Other	185
Grand	178
Garfield	136
Rich	61
San Juan	50
Wayne	31
Piute	20
Daggett	19



## Patients by small area boundary table

Which boundary a patient resides in was determined using [UGRC's](#) geocoding API. These counts do not include PO Box addresses or addresses entered in a format that the API cannot parse. Boundaries with 11 or fewer patients will have NA as their count.

## Cardholder growth

'New Patients Per Month' are new unique patient activations per month. Patients in these counts may no longer be active.

'Activated Per Month' Counts are based on *current* active patients. The month is determined by when they were first made active. Since these counts are based on current active patients, counts in previous months may change as patients expire and renew.

'Expired per Month' Counts are based on currently expired patients organized by the month of their most recent expiration.

The 'Renewals Per Month' is the count of unique patients who had a card renewed any given month. Patients who have never renewed are excluded.

'Activations and Renewals per Month' is the count of unique patients who had either a card activated or renewed any given month.

## Delivery monthly

Delivery data is retrieved from MJ Freeway. Totals prior to November 2021 may be incomplete.

```
## # A tibble: 5 x 4
## # Groups:   Category [5]
##   Month      Category `Inventory Quantity` `Net Sales`
##   <date>      <chr>          <dbl>         <dbl>
## 1 2025-08-01 Cartridges / Pens      150600      7073000
## 2 2025-08-01 Flower                89100      4845000
## 3 2025-08-01 Infused Edible        86700      2653000
## 4 2025-08-01 Infused Non-edible     3200       116000
## 5 2025-08-01 Non Medicated         6400       120000
```