



Contents

Program counts	4
Number of program users	4
Number of each type of cannabis facility per county	4
Patient information	5
Patient counts by small area boundary	5
Medical cannabis cardholder growth	6
Patient age groups	7
Qualifying conditions	8
Patient activity metrics	9
Patient renewals per month	9
Patient purchase history	9
Transactions and sales	10
Month-to-month sales in \$	10
Cumulative sales in \$	11
Total order discount at pharmacies	12
Products sold by type	13
Sales per type over time in \$	13
Companies offering delivery to each county	14
Delivery in \$	15
Deliveries by county	16
Pickups in \$	17
Pickups by county	18
Qualified medical providers (QMP) information	19
QMPs by county	19
QMPs by license type	20
Cannabis production	21
Number of initial and renewal applications	21
Products sent to pharmacy for sale to patients	21
Amount of cannabis that licensees grew	22
Amount of cannabis that licensees manufacture into cannabis products	22
Cannabis and cannabis products the department tested & results of the tests performed	23
Lab results by lab facility	23

Inspections	24
Number of inspections performed at production establishments	24
Number and types of violations found	24
Appendix	25
Definitions	25
Patient information	25
Patients by county	26
Patients by small area boundary table	27
Cardholder growth	27
Delivery monthly	27



Utah Department of
Health & Human Services
Center for Medical Cannabis



UTAH DEPARTMENT OF
AGRICULTURE AND FOOD

July 2025 Report

Data retrieved 08/01/2025

Utah Department of Health and Human Services with Utah Department of Agriculture and Food

Center for Medical Cannabis
195 N 1950 W
Salt Lake City, Utah 84116

(p) (801)-538-6504
(w) medicalcannabis.utah.gov
(e) medicalcannabis@utah.gov



Program counts

Number of program users

Description	Count
Patients with active medical cards	103,225
Registered recommending medical providers (RMP)	1,000
Paper-only recommending medical providers (RMP)	190
Processor/cultivator agents	829
Pharmacy agents	846
Courier agents	324
Pharmacy medical providers (PMP)	90

We have changed the way that we report our medical providers to match Utah Code 26B-4-204 (<https://le.utah.gov/xcode/Title26B/Chapter4/26B-4-S204.html>). Qualified medical providers (QMPs) and limited medical providers (LMPs) are now combined into recommending medical providers (RMPs). Total program counts (above) separate RMPs who are registered in EVS and those who have an active certification but are not registered in EVS. Other charts will combine these into a single RMP count.

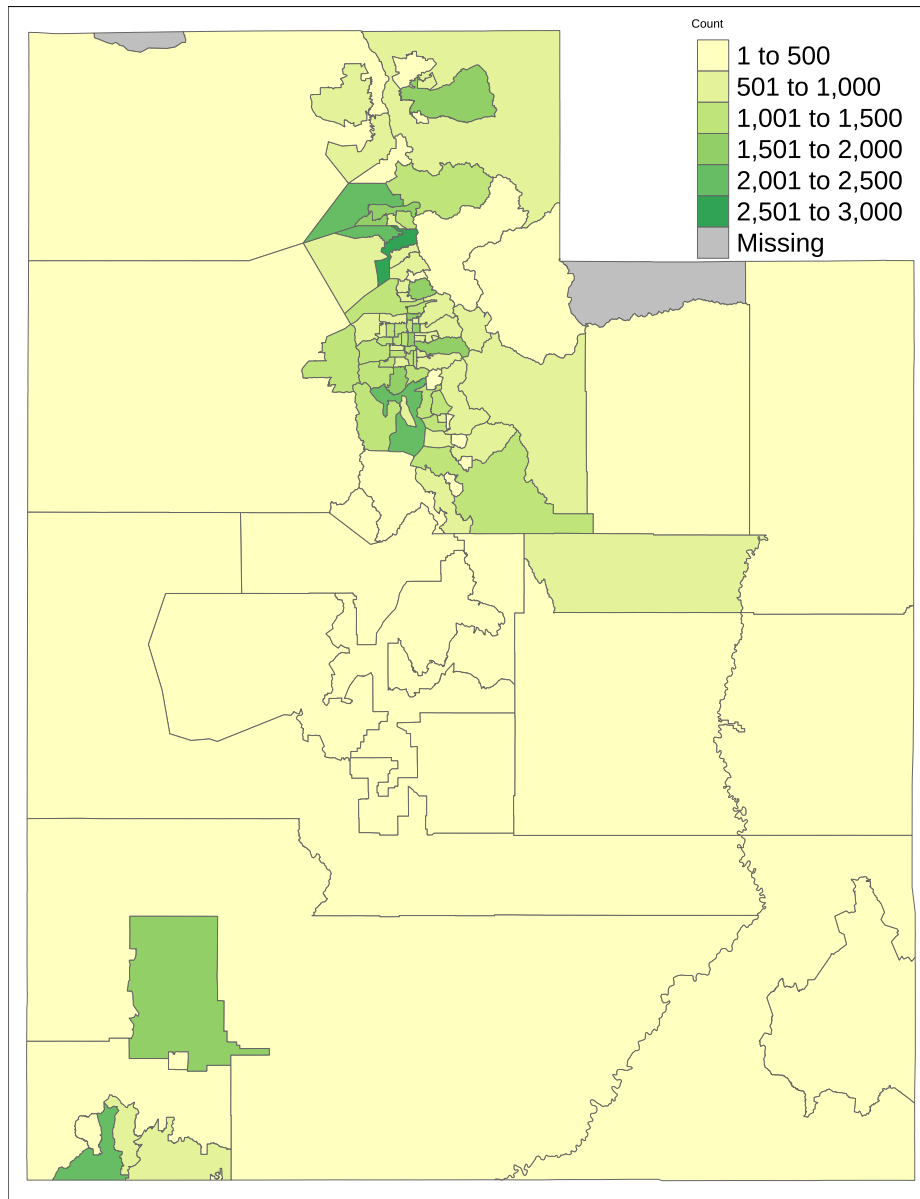
Number of each type of cannabis facility per county

County	Cultivator	Tier 1 processor	Tier 2 processor	Independent testing lab
Salt Lake		4		
Box Elder	3	3		
Tooele	2	2		
Davis	1	2		
Utah	1	2		1
Sanpete	1	1		
Wasatch		1		
Weber	2		1	
Sevier	1			

Patient information

Patient counts by small area boundary

See [this document](#) for more information on what determines small area boundaries.

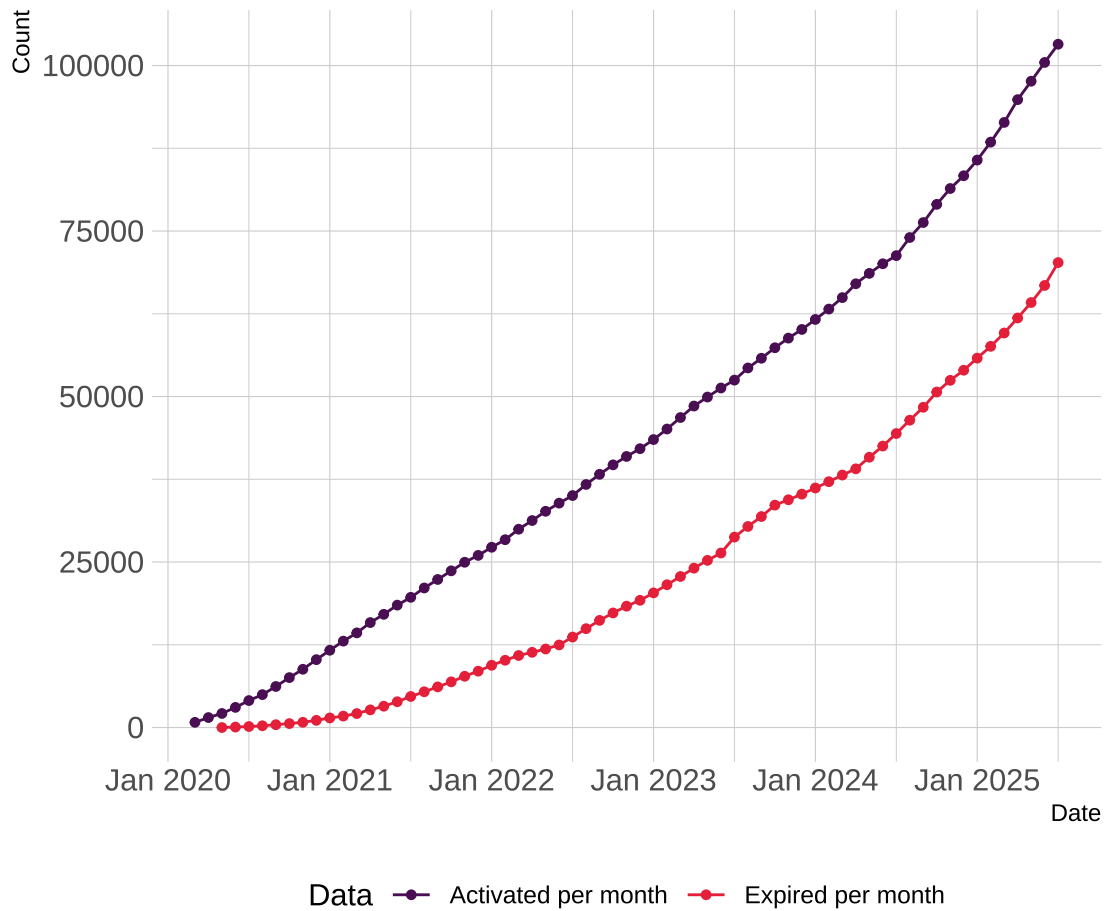




Medical cannabis cardholder growth

Cumulative current active and expired patients

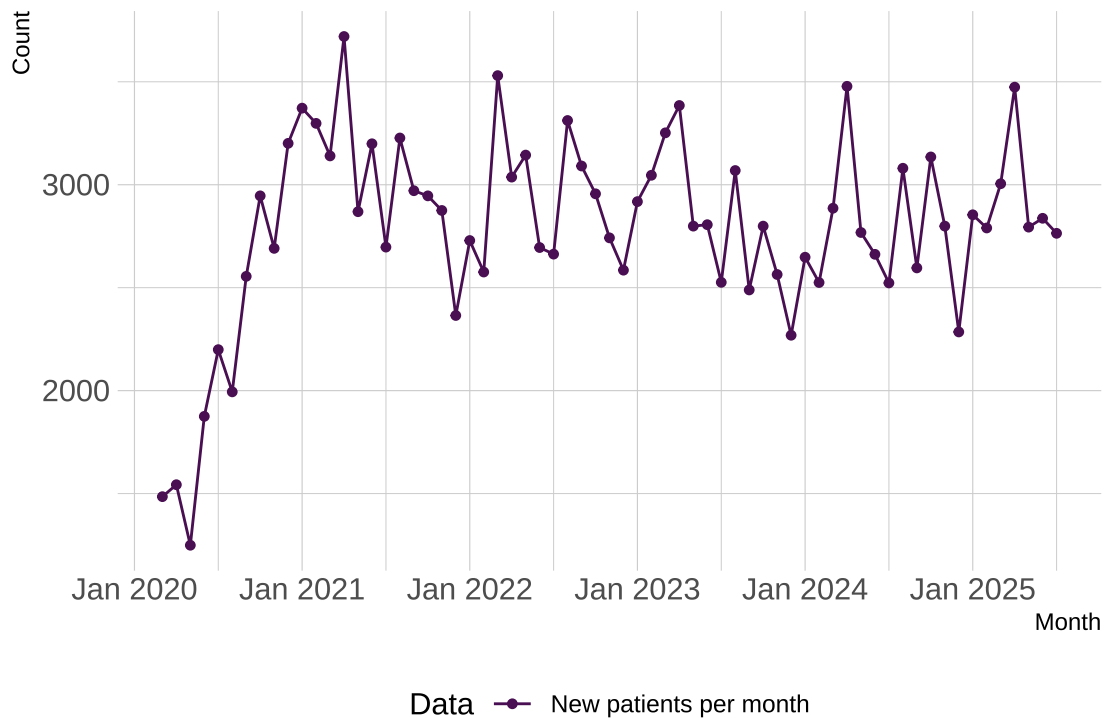
Note that these counts are based on the patient's current status (Expired or Active) as of querying the data. Because these counts are based on current status, counts per month may change on subsequent reports.





New patients per month

The new patients per month can be in any status - active, expired, pending renewal, etc.

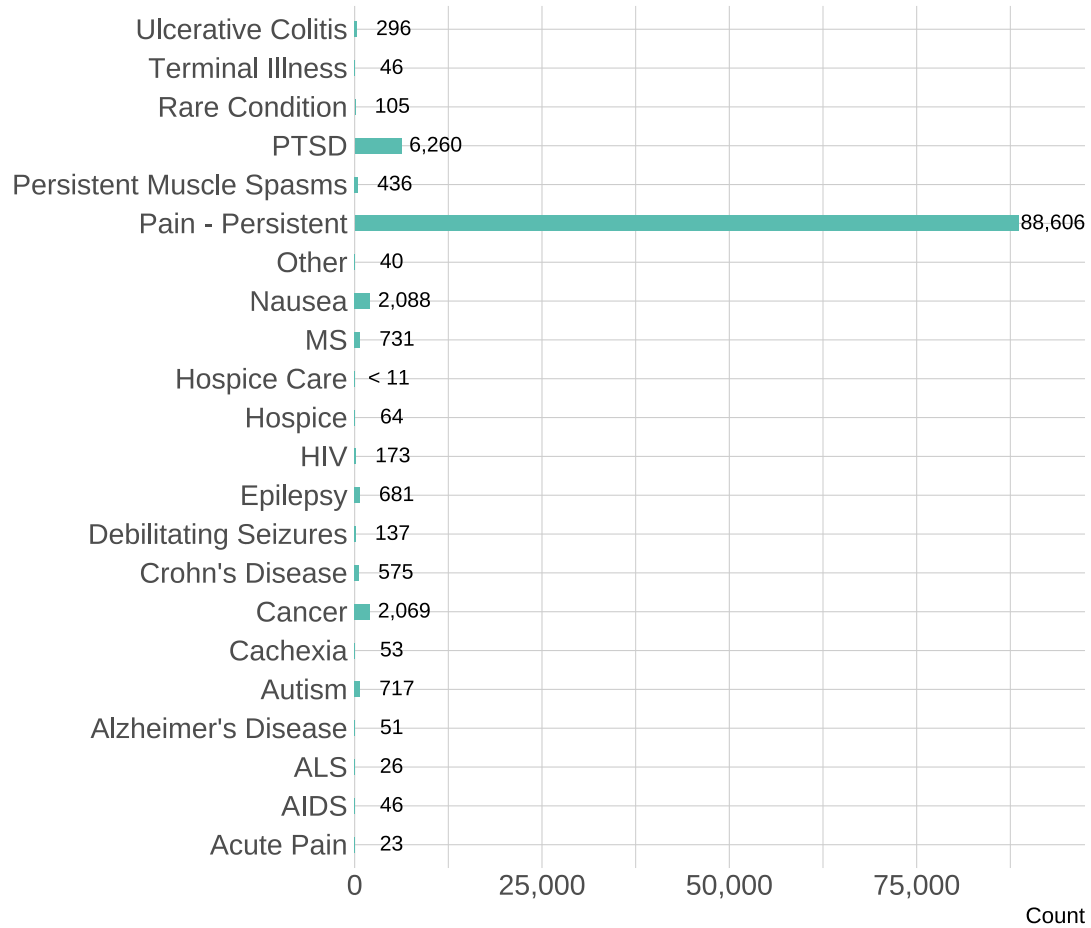


Patient age groups

Detail	Count	Percent of patients
13 and Under	20	0.02
14-17	22	0.02
18-20	41	0.04
21-30	22,738	22.03
31-40	26,898	26.06
41-50	23,131	22.41
51-64	19,117	18.52
Over 65	11,258	10.91
Total	103,225	100.00



Qualifying conditions

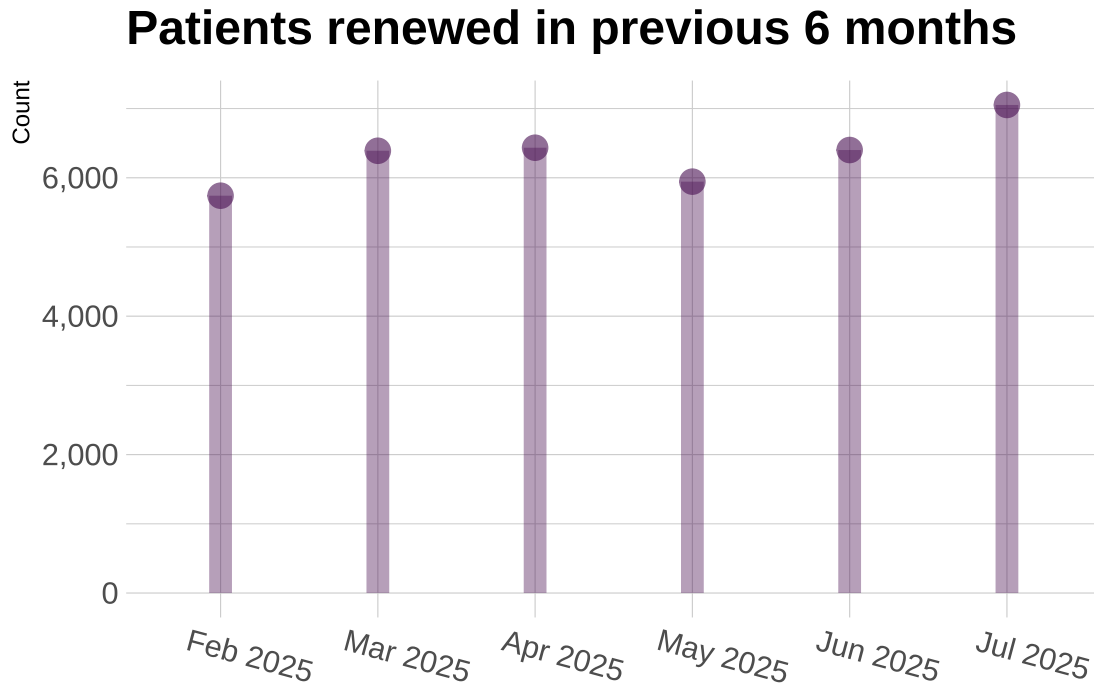




Patient activity metrics

Patient renewals per month

This chart counts the renewal per patient based on only their most recent renewal.



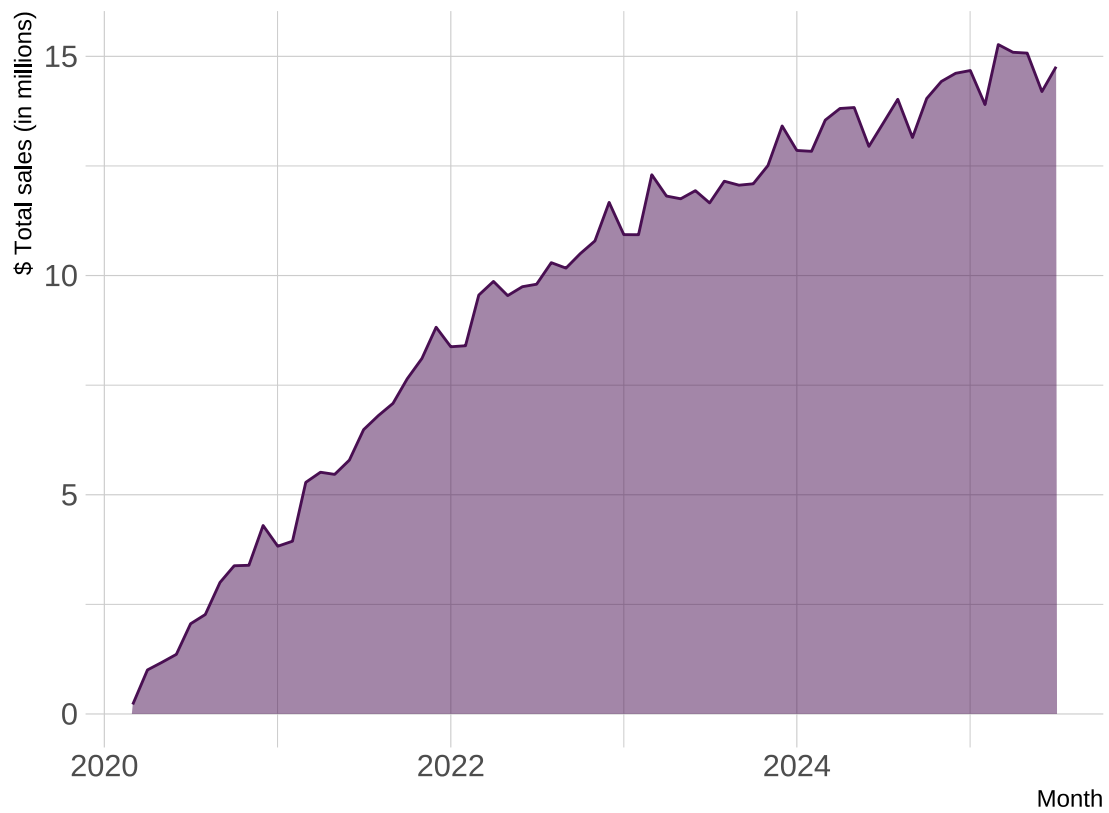
Patient purchase history

Timeframe	Purchases	Patients
Last 30 Days	1 or more	56,206
Last 30 Days	2 or more	31,832
Last 30 Days	3 or more	19,569
Last 30 Days	4 or more	12,417
Last 60 Days	1 or more	69,523
Last 60 Days	2 or more	48,302
Last 60 Days	3 or more	35,379
Last 60 Days	4 or more	26,788
Last 90 Days	1 or more	77,630
Last 90 Days	2 or more	58,660
Last 90 Days	3 or more	46,089
Last 90 Days	4 or more	37,267



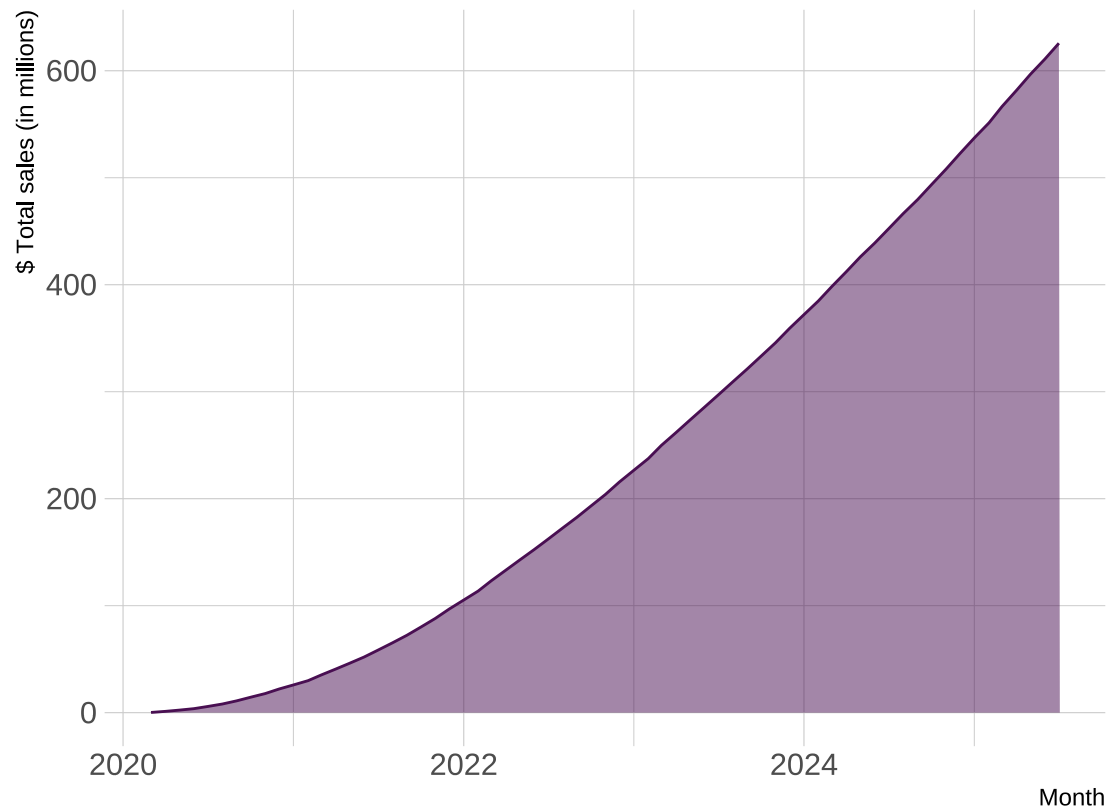
Transactions and sales

Month-to-month sales in \$



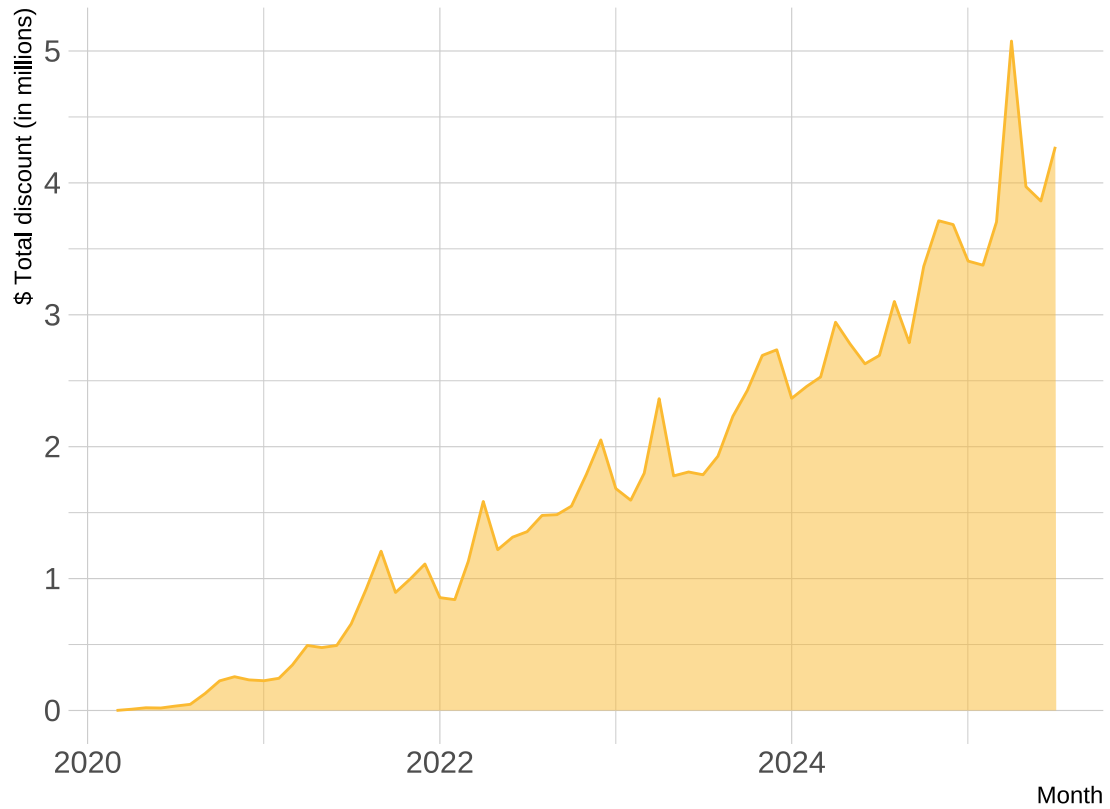


Cumulative sales in \$





Total order discount at pharmacies



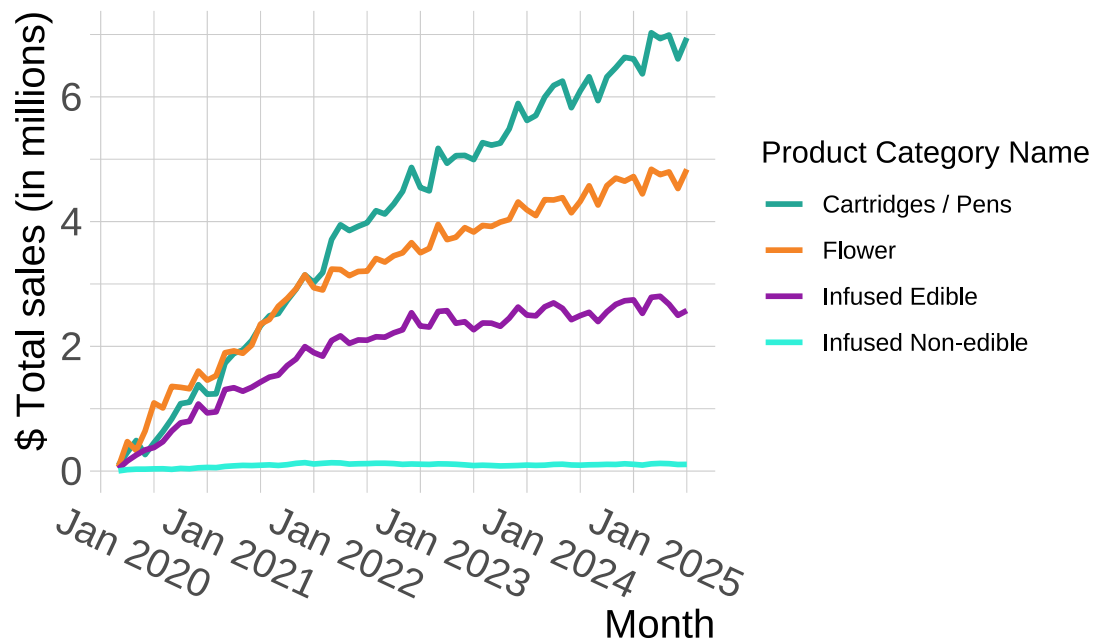


Products sold by type

Totals for this month

Product Category Name	Total Sales	Product Subtypes
Cartridges / Pens	\$6,945,400	Vape Cartridges, Vape Pens
Flower	\$4,838,200	Buds, Finished Flower, Pre-Pack
Infused Edible	\$2,573,800	Gummies, Lozenges, Oils, Sprays, Liquid Suspensions, Capsules, Pills
Infused Non-edible	\$107,100	Balms, Gels, Lotion, Patches, Salves, Topical
Non Medicated	\$218,000	Pens, Vaporizers, Devices, Grinders, Batteries, Cases

Sales per type over time in \$





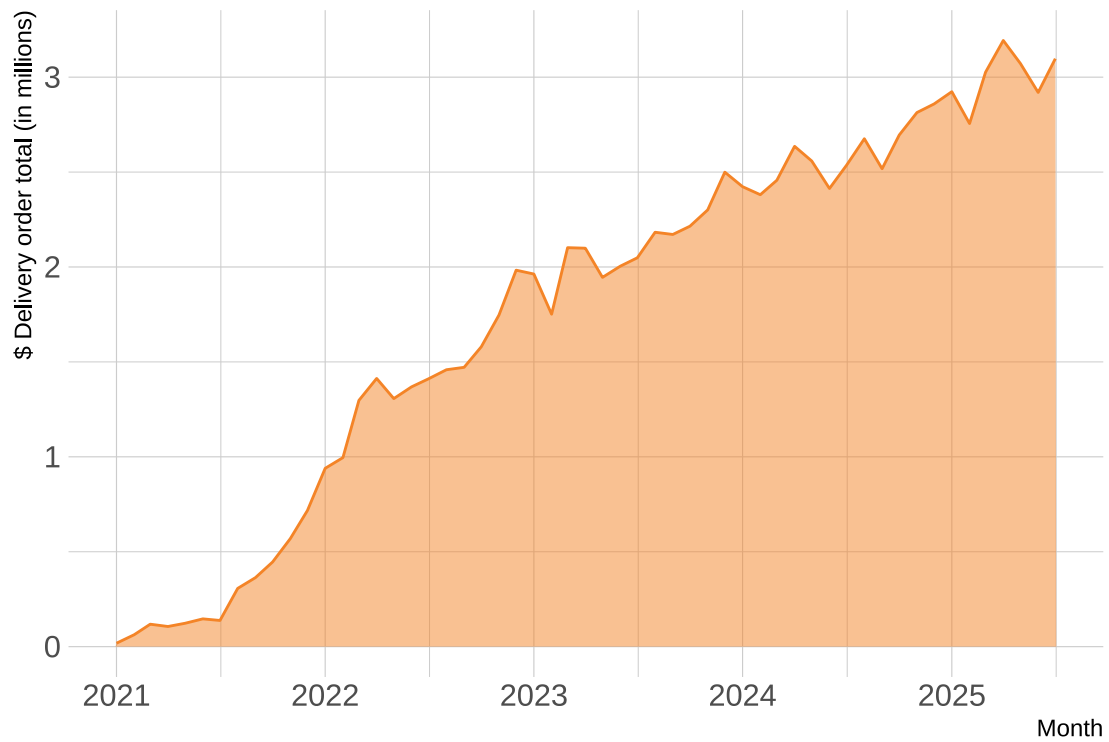
Companies offering delivery to each county

County	Home Delivery Rural		Home Delivery Urban			Courier			
	Dragonfly Wellness-Price	The Flower Shop-Logan	Dragonfly Wellness-SLC	The Flower Shop-Ogden	Wholesome Therapy LLC	Melly Go	Beehive Delivery, LLC	SAPA Connect	Wholesome Direct
Beaver									Yes
Box Elder		Yes		Yes					Yes
Cache		Yes							Yes
Carbon	Yes								Yes
Davis			Yes	Yes	Yes		Yes	Yes	
Duchesne									Yes
Emery									Yes
Grand & Emery									Yes
Heber & Kamas Area									Yes
Iron									Yes
Juab									Yes
Millard									Yes
Morgan				Yes					Yes
Piute & Sevier									Yes
Salt Lake			Yes	Yes		Yes	Yes	Yes	Yes
Sanpete									Yes
Summit						Yes			
Tooele			Yes			Yes	Yes	Yes	Yes
Uintah									Yes
Utah						Yes			Yes
Washington									Yes
Weber			Yes	Yes				Yes	



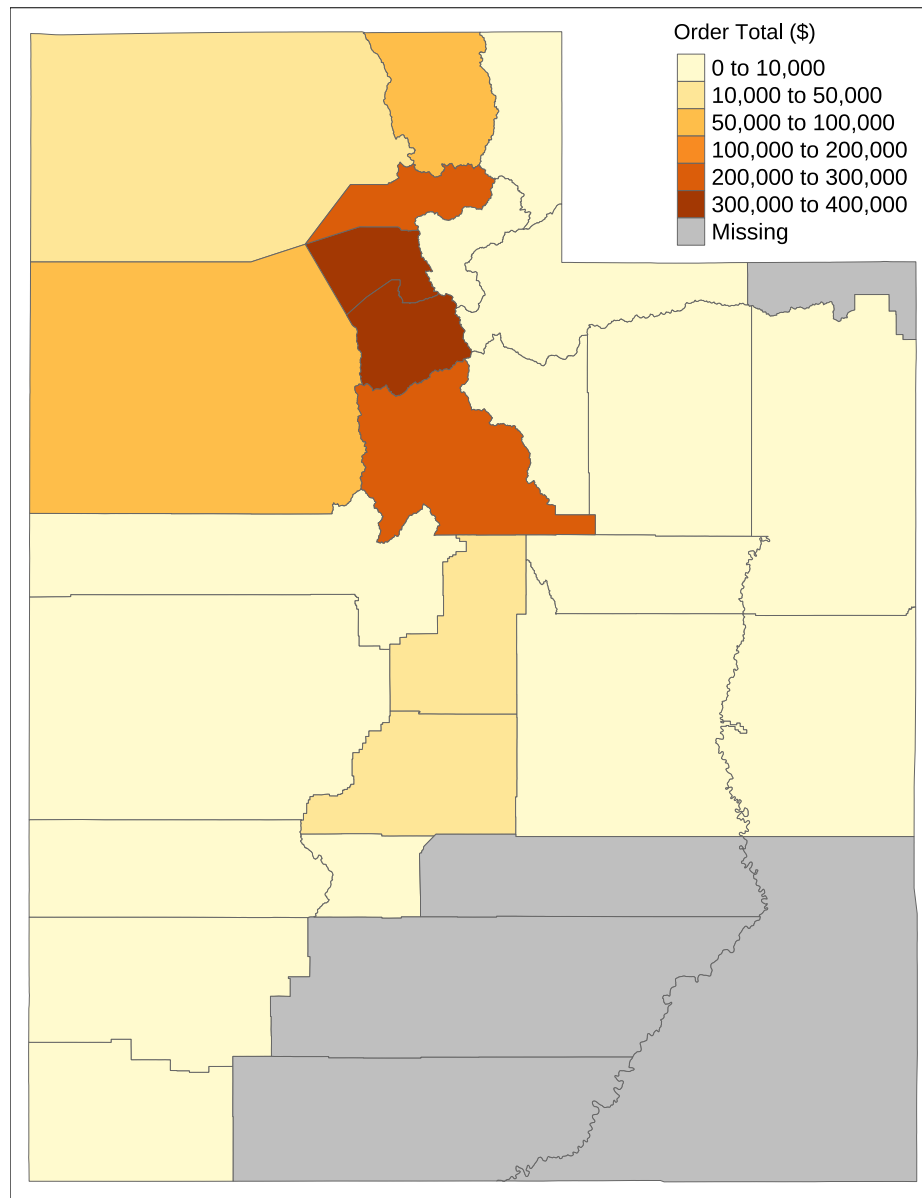
Delivery in \$

Delivery order totals



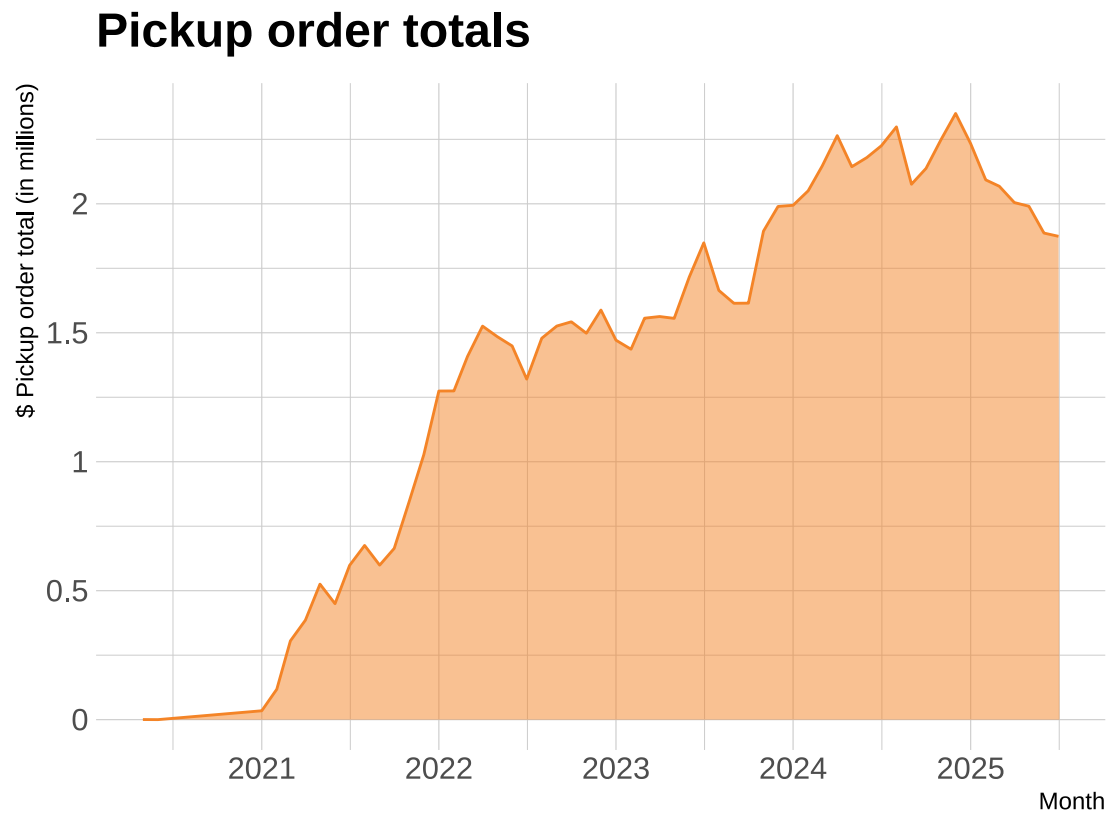
Deliveries by county

Deliveries per county for month



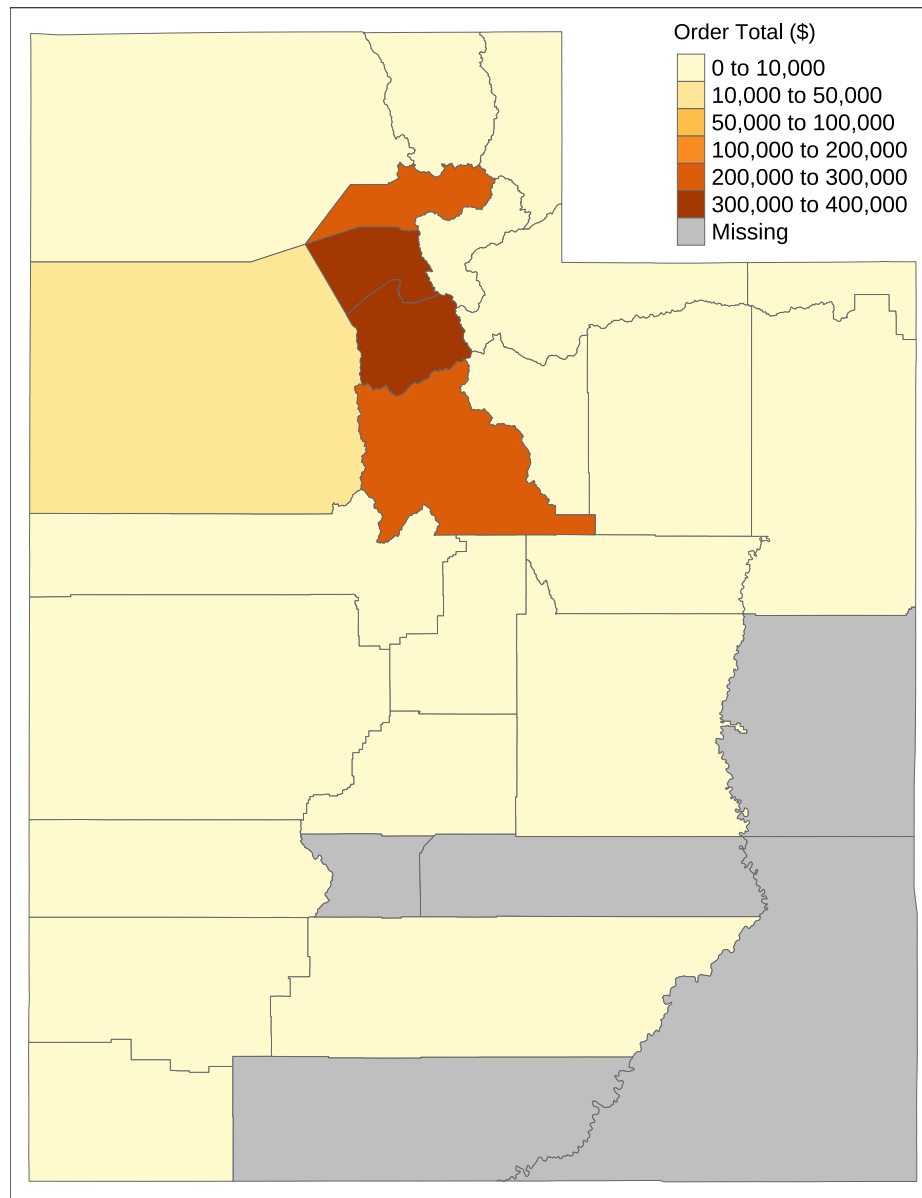


Pickups in \$



Pickups by county

Pickups per county for month. Note that pickups are items ordered online, then picked up at the store.





Qualified medical providers (QMP) information

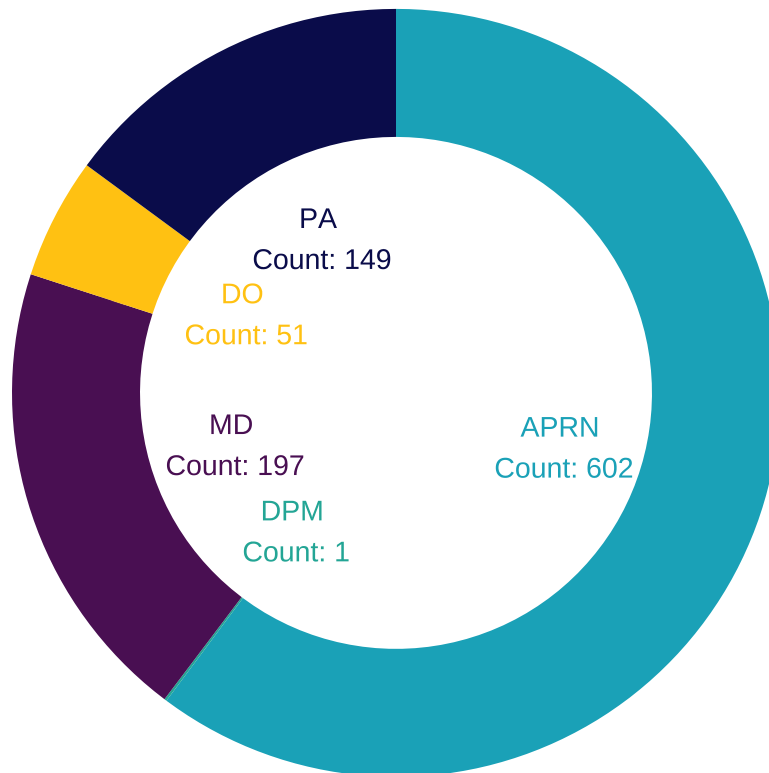
QMPs by county

Estimates based on most recently entered office address for each QMP.

Detail	Count
Salt Lake	482
Utah	164
Washington	75
Weber	73
Davis	72
Cache	25
Other	19
Summit	14
Tooele	14
Iron	11
Wasatch	11
Box Elder	9
Duchesne	5
Sevier	5
Carbon	4
Uintah	4
Grand	3
Sanpete	3
Emery	2
Juab	2
Millard	2
Kane	1



QMPs by license type





Cannabis production

Number of initial and renewal applications

Month's facility application changes	Count
New applications	1
Renewal applications	3
Revoked licenses	0

Products sent to pharmacy for sale to patients

Over the last month, licensed medical cannabis pharmacies received the following products from licensed medical cannabis processors.

Category	Sent qty (each)
Cartridges / Pens	147,302
Concentrate	560
Flower	81,148
Infused Edible	85,235
Infused Non-edible	2,987



Amount of cannabis that licensees grew

During July 2025, licensed medical cannabis cultivators harvested over 18,341 of medical cannabis plants spread over 170 planting batches. Over 13,354,802 grams of medical cannabis biomass were harvested (as measured on a wet basis):

Harvest date	Wet weight harvested (grams)	Number of plants harvested	Number of batches harvested
2025-07-01	1,280,958	2,216	10
2025-07-02	343,621	360	4
2025-07-07	465,697	564	9
2025-07-08	526,092	475	9
2025-07-09	335,521	340	8
2025-07-10	1,423,445	2,421	7
2025-07-11	35,580	32	1
2025-07-14	731,929	693	10
2025-07-15	220,676	193	3
2025-07-16	1,513,498	1,396	61
2025-07-17	1,098,952	2,174	1
2025-07-21	1,614,323	2,199	7
2025-07-22	593,950	490	9
2025-07-23	1,060,362	2,028	2
2025-07-24	410,666	520	8
2025-07-25	234,904	221	3
2025-07-28	580,438	745	13
2025-07-29	2,100	18	1
2025-07-30	129,131	181	3
2025-07-31	752,959	1,075	1

Amount of cannabis that licensees manufacture into cannabis products

Medical cannabis biomass is used to manufacture various medical cannabis products such as prepackaged flower, vape cartridges, gummies, tinctures, concentrates (e.g., hash rosin, live resin, budder, wax), and other approved medicinal dosage forms. Subcategories of flower such as trim and fresh/frozen, are generally used in processing runs to make cannabis derivative products.

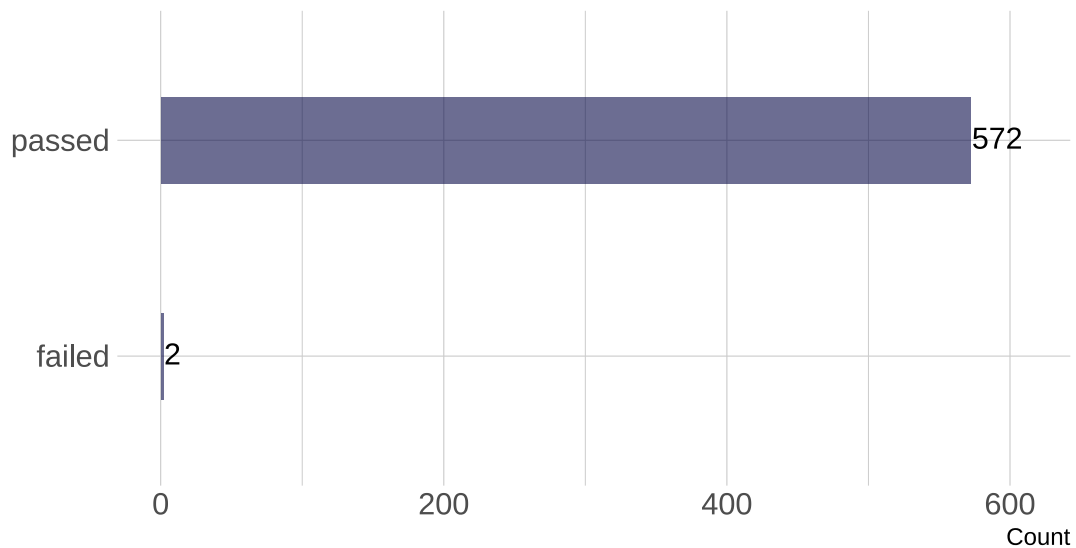
Category	Sent qty (grams)
Buds	888,761
Finished Flower	16,625
Flower Combined	555,250
Fresh/Frozen	703,805
Trim	355,651



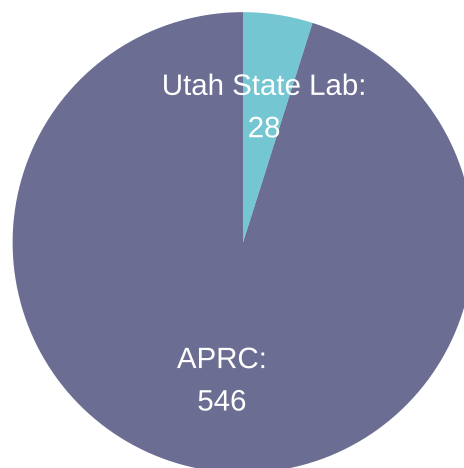
Cannabis and cannabis products the department tested & results of the tests performed

Over the last month, the Utah State Lab and APRC tested products in the following categories: Concentrate, Cartridges / Pens, Flower, Infused Edible, Infused Non-edible. The counts shown here are from the 19th of June to the 20th of July

Lab results by customer facilities



Lab results by lab facility





Inspections

Number of inspections performed at production establishments

Facility inspected	Count
Cultivation	5
Processor	9
Testing Lab	1
Product Label	10
Pharmacy	11
Courier	1

Number and types of violations found

Infractions	Count
Couriers	
No Infractions	0
Cultivation	
No Infractions	0
Pharmacy	
4-41a Infractions	1
R66-1-7. Inventory Control	1
R66-1-16. Violations Categories	1
4-41a Infractions	2
R66-5-7. Security Standards.	1
Processor	
R66-5-9. Transportation.	2
R66-5-11. Cannabis Disposal and Waste.	2
R66-5-17. Targeted Marketing.	1
No Infractions	0



Appendix

See zip file at <https://medicalcannabis.utah.gov/resources/reporting/> under 'Primary Data for Reporting' for csv files for the data presented in this report.

Definitions

- Pharmacy Agent: Employee at a Utah Medical Cannabis pharmacy
- Pharmacy Medical Provider (PMP): Pharmacist at a Utah Medical Cannabis Pharmacy
- Qualifying Medical Provider (QMP): Utah-licensed physicians (MD, DO), advanced practice registered nurses, and physician assistants who are registered through the Utah Department of Health's Electronic Verification System (EVS) to recommend cannabis.
- Utah Department of Agriculture (UDAF): The Utah Department of Agriculture regulates Utah cannabis cultivators, processors, and manages lab testing.
- Utah Department of Health and Human Services (DHHS): The Utah Department of Health regulates medical cannabis pharmacies, medical recommendations, and patients.

Patient information

Data for patient, QMP, PMP, and pharmacy agent counts are obtained from the Electronic Verification System (EVS).



Patients by county

Counties with 11 or fewer patients will appear with NA counts.

Detail	Count
Salt Lake	41,846
Utah	16,226
Davis	11,574
Weber	10,674
Washington	5,336
Cache	3,717
Tooele	2,146
Box Elder	2,142
Iron	1,946
Summit	1,579
Wasatch	953
Carbon	951
Sanpete	630
Uintah	503
Sevier	418
Duchesne	390
Emery	336
Juab	282
Morgan	267
Millard	253
Beaver	208
Kane	192
Grand	184
Other	151
Garfield	145
Rich	58
San Juan	49
Wayne	33
Piute	19
Daggett	17



Patients by small area boundary table

Which boundary a patient resides in was determined using [UGRC's](#) geocoding API. These counts do not include PO Box addresses or addresses entered in a format that the API cannot parse. Boundaries with 11 or fewer patients will have NA as their count.

Cardholder growth

'New Patients Per Month' are new unique patient activations per month. Patients in these counts may no longer be active.

'Activated Per Month' Counts are based on *current* active patients. The month is determined by when they were first made active. Since these counts are based on current active patients, counts in previous months may change as patients expire and renew.

'Expired per Month' Counts are based on currently expired patients organized by the month of their most recent expiration.

The 'Renewals Per Month' is the count of unique patients who had a card renewed any given month. Patients who have never renewed are excluded.

'Activations and Renewals per Month' is the count of unique patients who had either a card activated or renewed any given month.

Delivery monthly

Delivery data is retrieved from MJ Freeway. Totals prior to November 2021 may be incomplete.