



## Contents

<b>Program counts</b>	<b>4</b>
Number of program users . . . . .	4
Number of each type of cannabis facility per county . . . . .	4
<b>Patient information</b>	<b>5</b>
Patient counts by small area boundary . . . . .	5
Medical cannabis cardholder growth . . . . .	6
Patient age groups . . . . .	7
Qualifying conditions . . . . .	8
<b>Patient activity metrics</b>	<b>9</b>
Patient renewals per month . . . . .	9
Patient purchase history . . . . .	9
<b>Transactions and sales</b>	<b>10</b>
Month-to-month sales in \$ . . . . .	10
Cumulative sales in \$ . . . . .	11
Total order discount at pharmacies . . . . .	12
Products sold by type . . . . .	13
Sales per type over time in \$ . . . . .	13
Companies offering delivery to each county . . . . .	14
Delivery in \$ . . . . .	15
Deliveries by county . . . . .	16
Pickups in \$ . . . . .	17
Pickups by county . . . . .	18
<b>Qualified medical providers (QMP) information</b>	<b>19</b>
QMPs by county . . . . .	19
QMPs by license type . . . . .	20
<b>Cannabis production</b>	<b>21</b>
Number of initial and renewal applications . . . . .	21
Products sent to pharmacy for sale to patients . . . . .	21
Amount of cannabis that licensees grew . . . . .	22
Amount of cannabis that licensees manufacture into cannabis products . . . . .	22
Cannabis and cannabis products the department tested & results of the tests performed . . . . .	23
Lab results by lab facility . . . . .	23

<b>Inspections</b>	<b>24</b>
Number of inspections performed at production establishments . . . . .	24
Number and types of violations found . . . . .	24
<b>Appendix</b>	<b>25</b>
Definitions . . . . .	25
Patient information . . . . .	25
Patients by county . . . . .	26
Patients by small area boundary table . . . . .	27
Cardholder growth . . . . .	27
Delivery monthly . . . . .	27



Utah Department of  
**Health & Human Services**  
Center for Medical Cannabis



UTAH DEPARTMENT OF  
AGRICULTURE AND FOOD

## June 2025 Report

---

Data retrieved 07/01/2025

**Utah Department of Health and Human Services with Utah Department of Agriculture and Food**

Center for Medical Cannabis  
195 N 1950 W  
Salt Lake City, Utah 84116

(p) (801)-538-6504  
(w) [medicalcannabis.utah.gov](https://medicalcannabis.utah.gov)  
(e) [medicalcannabis@utah.gov](mailto:medicalcannabis@utah.gov)



## Program counts

### Number of program users

Description	Count
Patients with active medical cards	102,633
Registered recommending medical providers (RMP)	986
Processor/cultivator agents	835
Pharmacy agents	817
Courier agents	320
Paper-only recommending medical providers (RMP)	200
Pharmacy medical providers (PMP)	87

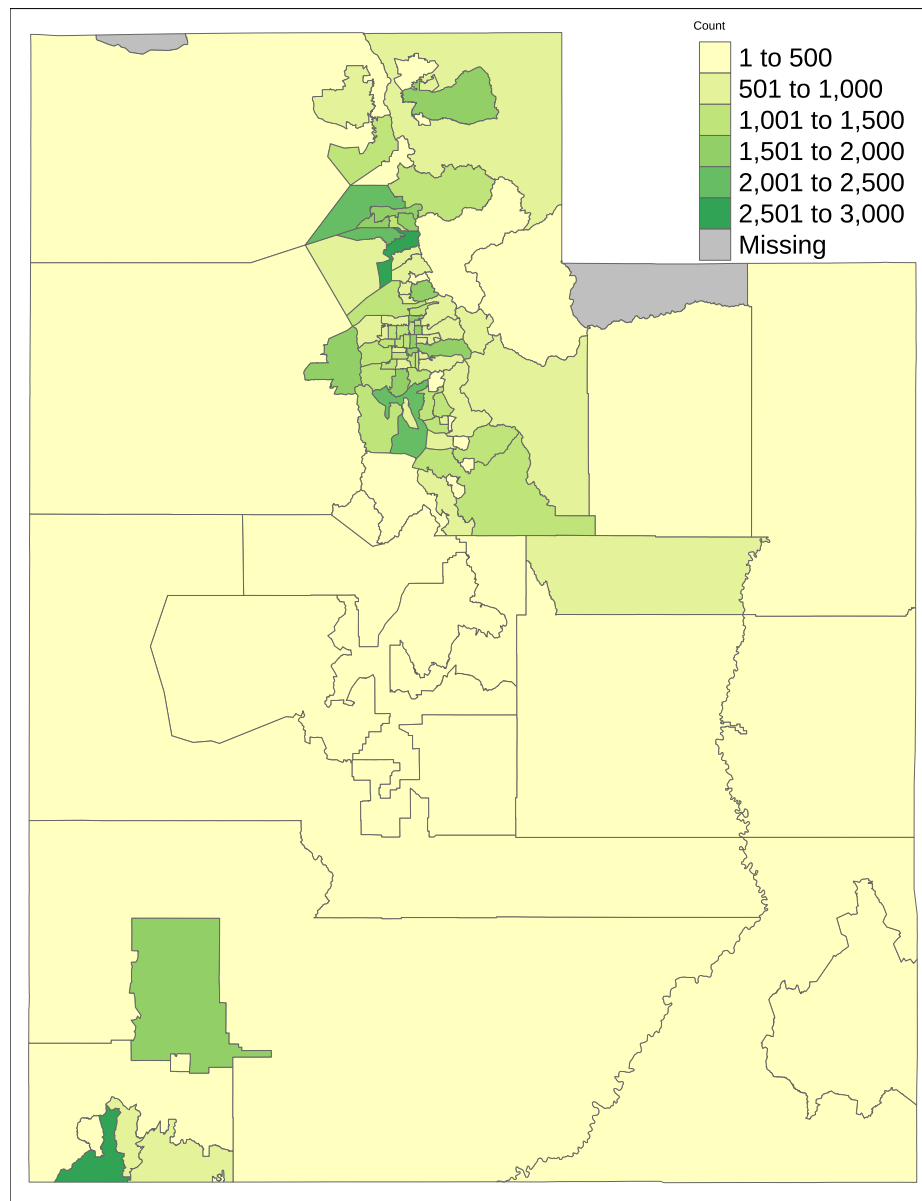
### Number of each type of cannabis facility per county

County	Cultivator	Tier 1 processor	Tier 2 processor	Independent testing lab
Salt Lake		4		
Box Elder	3	3		
Tooele	2	2		
Davis	1	2		
Utah	1	2		1
Sanpete	1	1		
Wasatch		1		
Weber	2		1	
Sevier	1			

## Patient information

### Patient counts by small area boundary

See [this document](#) for more information on what determines small area boundaries.

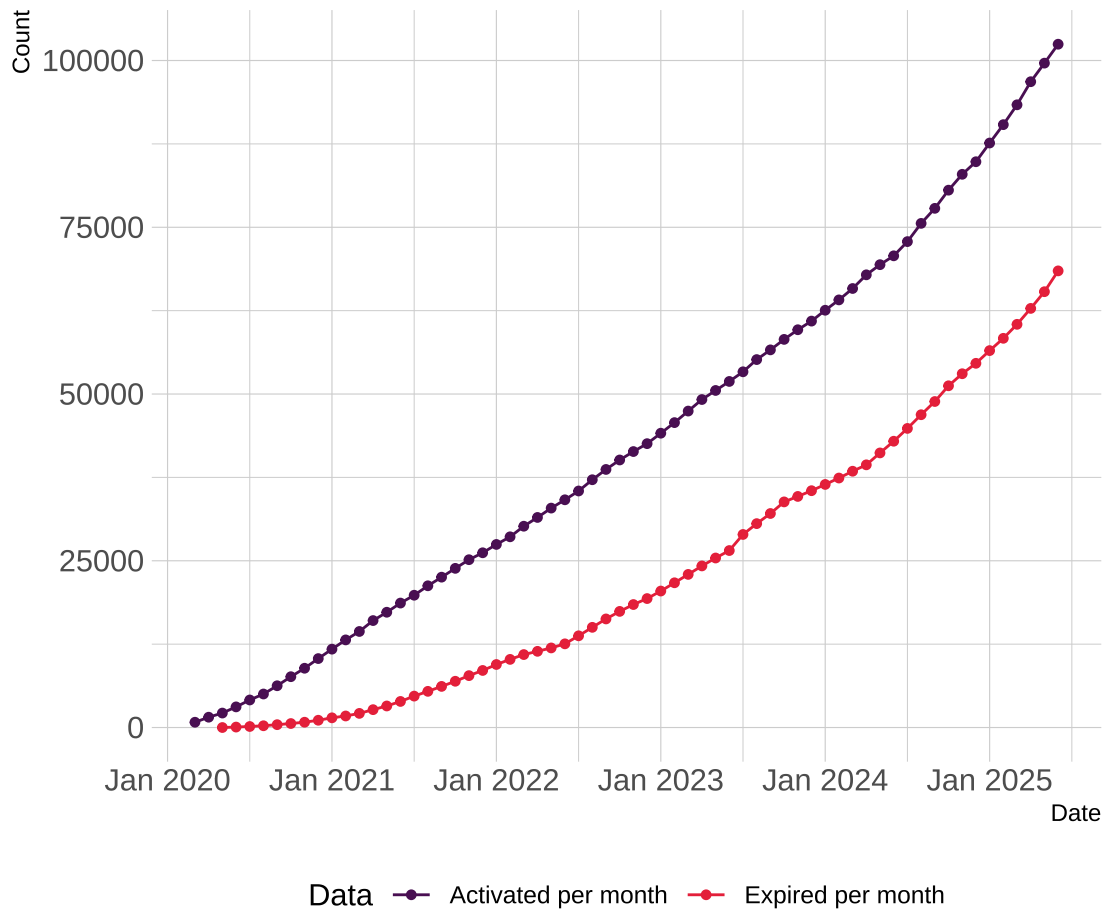




## Medical cannabis cardholder growth

### Cumulative current active and expired patients

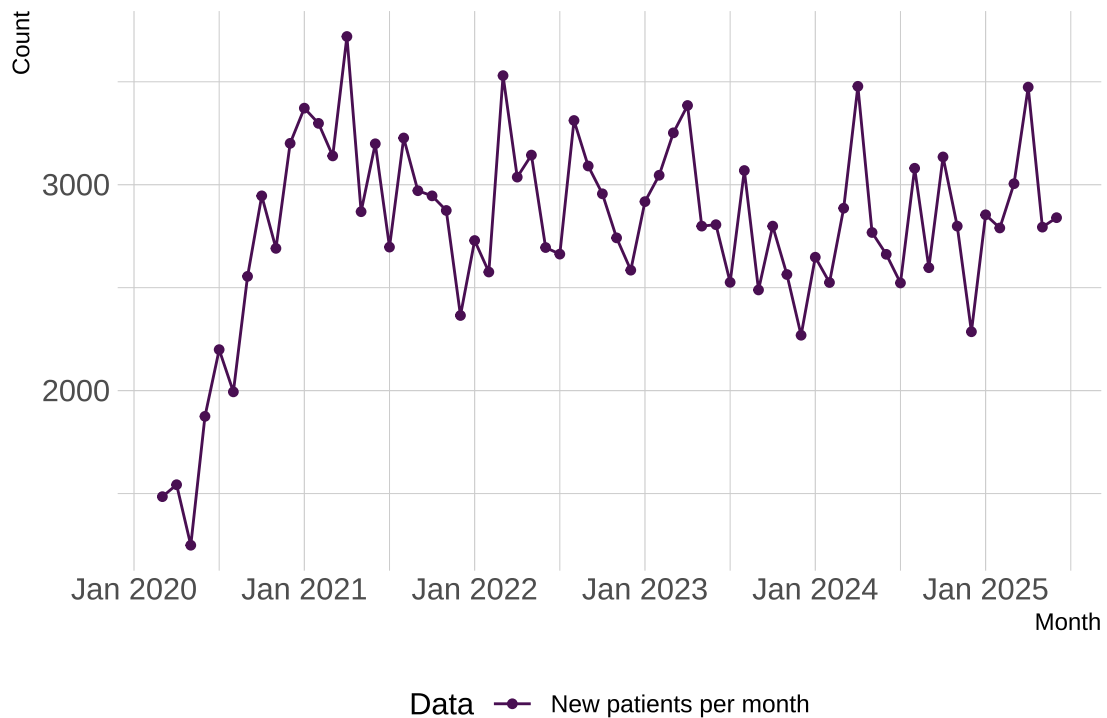
Note that these counts are based on the patient's current status (Expired or Active) as of querying the data. Because these counts are based on current status, counts per month may change on subsequent reports.





### New patients per month

The new patients per month can be in any status - active, expired, pending renewal, etc.

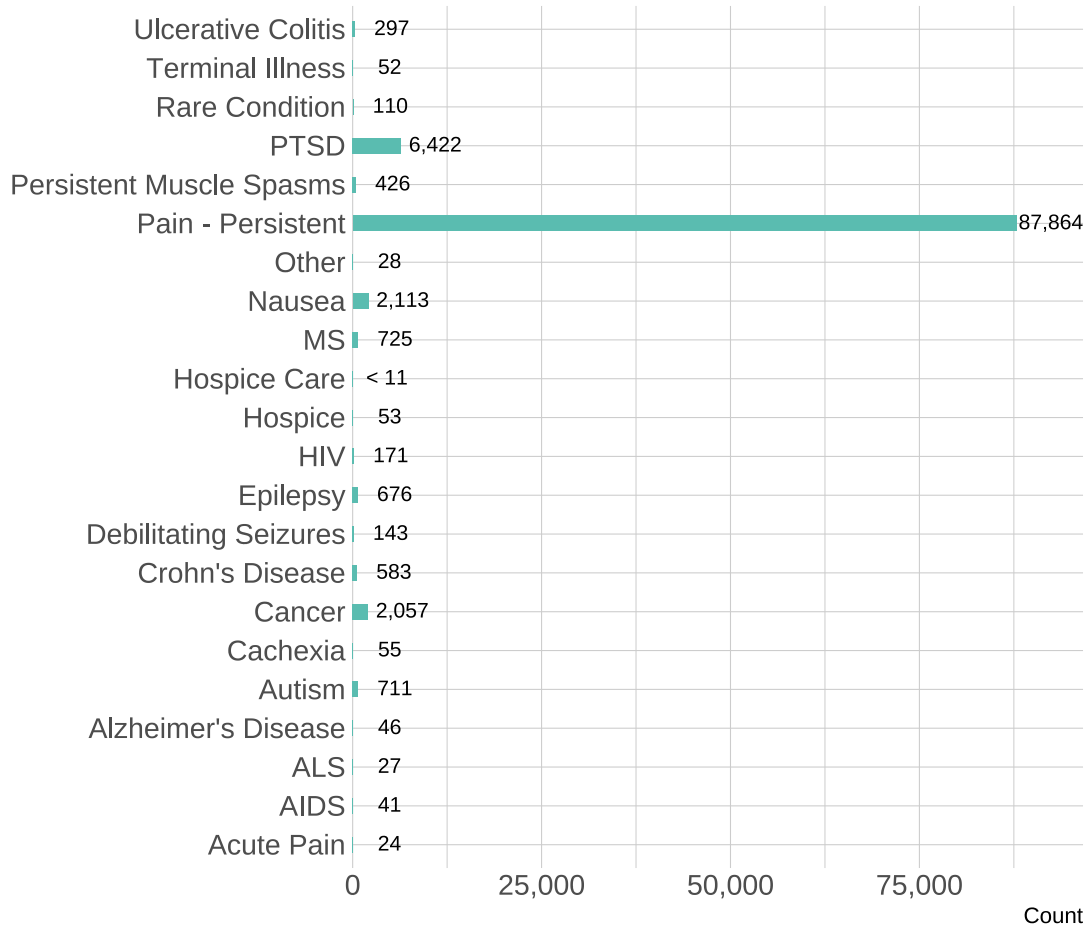


### Patient age groups

Detail	Count	Percent of patients
13 and Under	18	0.02
14-17	21	0.02
18-20	41	0.04
21-30	22,720	22.14
31-40	26,772	26.09
41-50	22,963	22.37
51-64	19,014	18.53
Over 65	11,084	10.80
Total	102,633	100.00



## Qualifying conditions



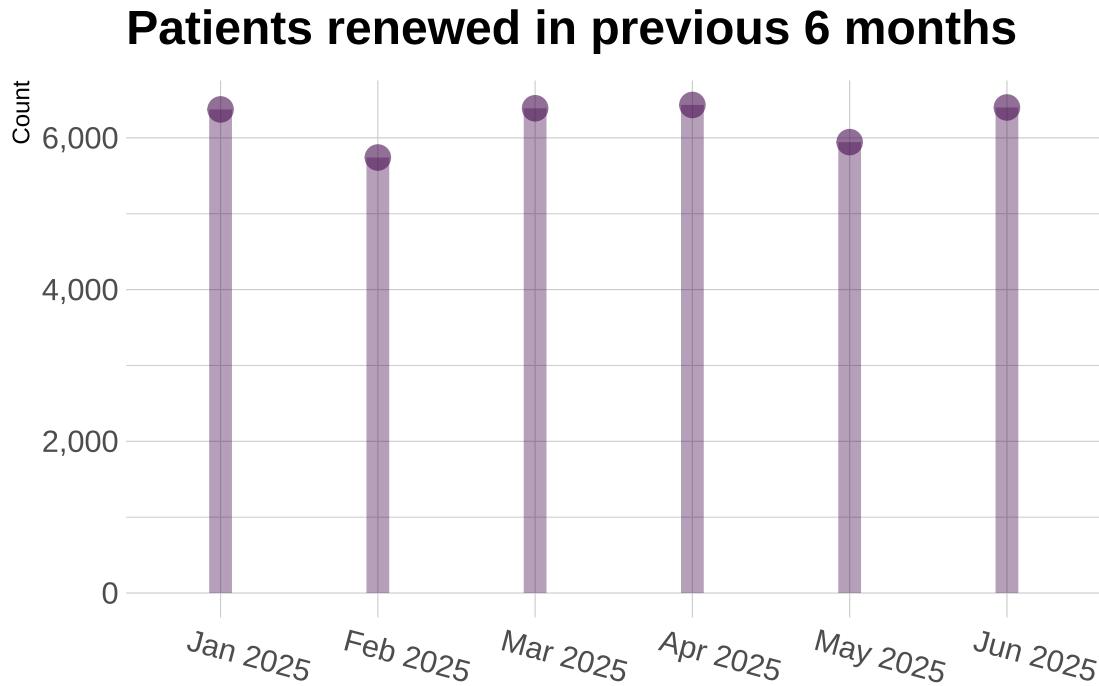




## Patient activity metrics

### Patient renewals per month

This chart counts the renewal per patient based on only their most recent renewal.



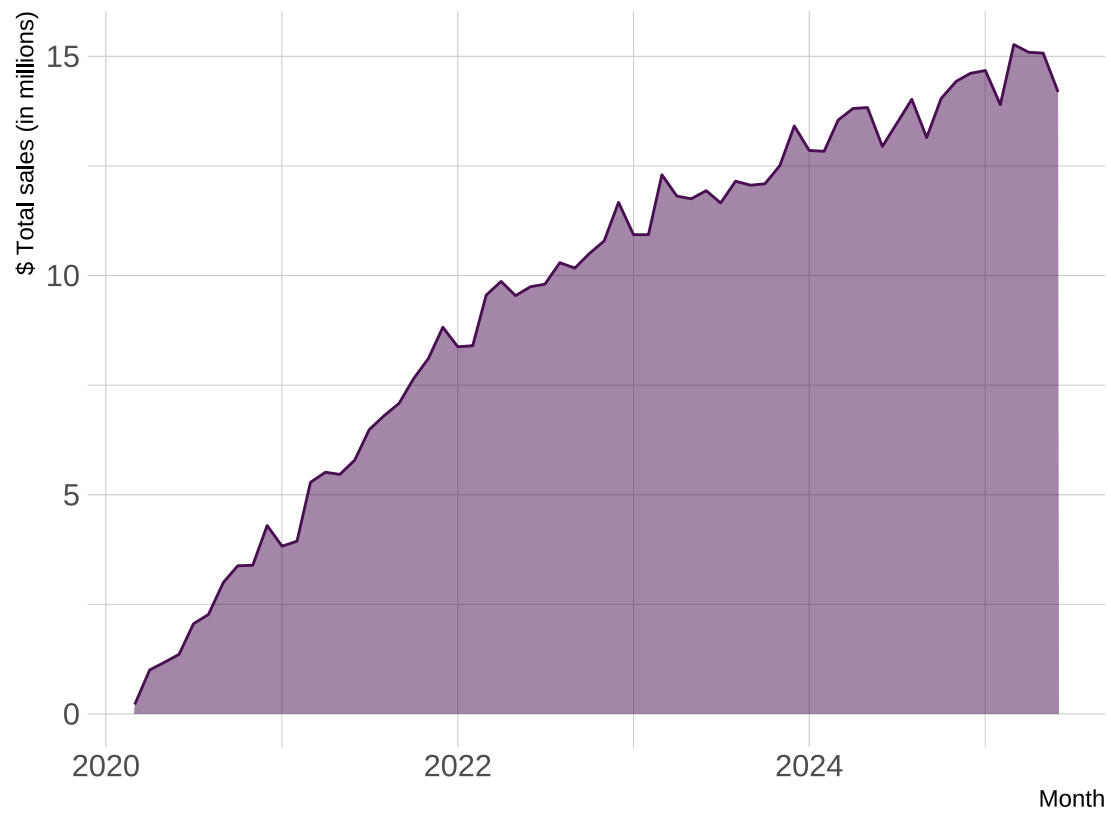
### Patient purchase history

Timeframe	Purchases	Patients
Last 30 Days	1 or more	54,541
Last 30 Days	2 or more	30,225
Last 30 Days	3 or more	18,275
Last 30 Days	4 or more	11,342
Last 60 Days	1 or more	68,754
Last 60 Days	2 or more	47,757
Last 60 Days	3 or more	34,935
Last 60 Days	4 or more	26,710
Last 90 Days	1 or more	77,669
Last 90 Days	2 or more	58,641
Last 90 Days	3 or more	46,050
Last 90 Days	4 or more	37,022



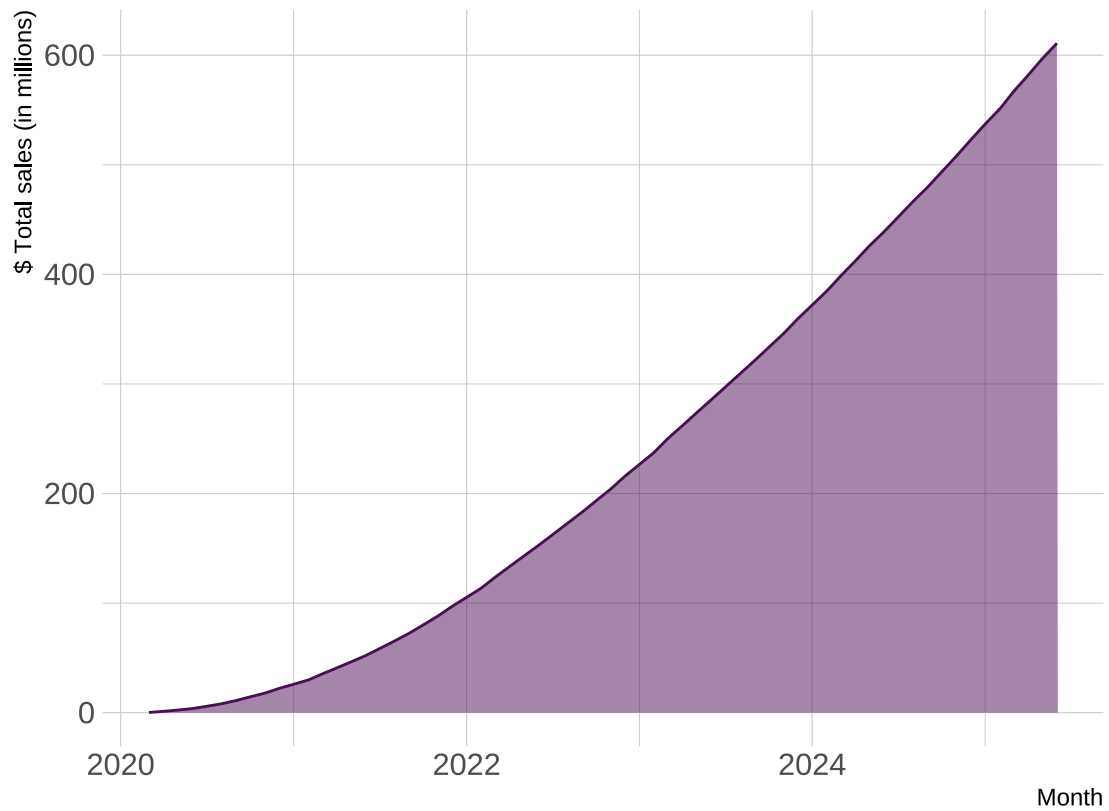
## Transactions and sales

### Month-to-month sales in \$



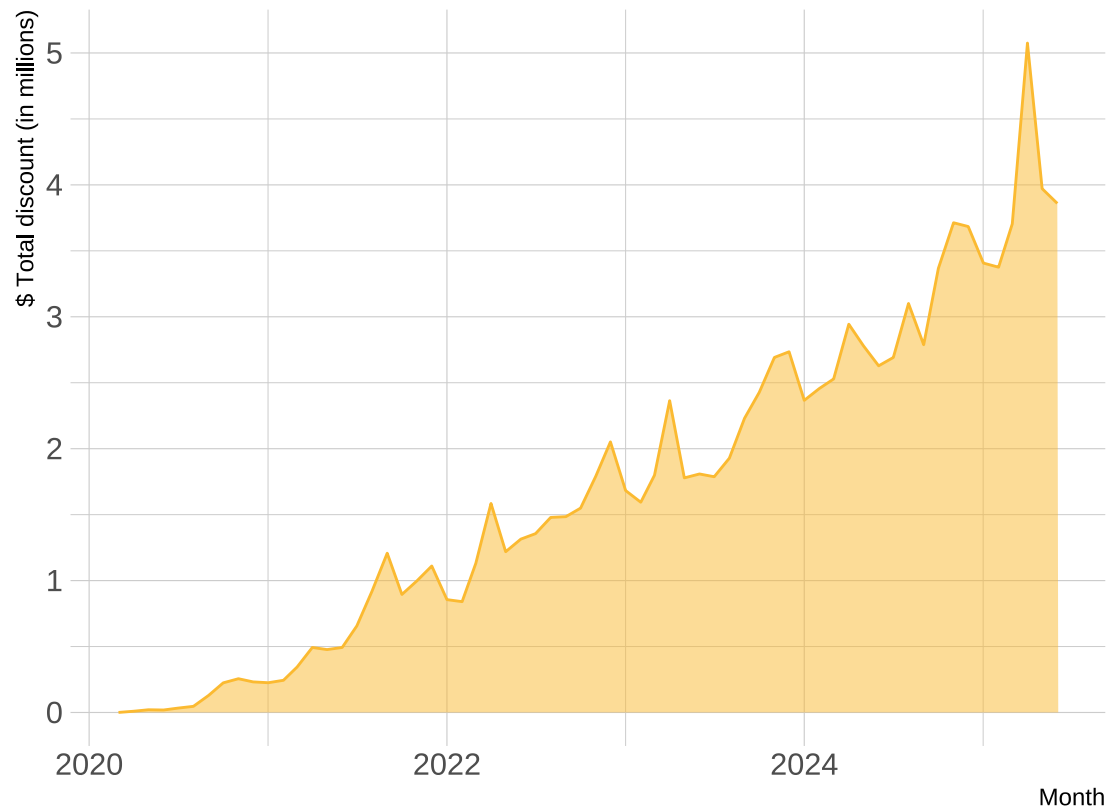


## Cumulative sales in \$





## Total order discount at pharmacies



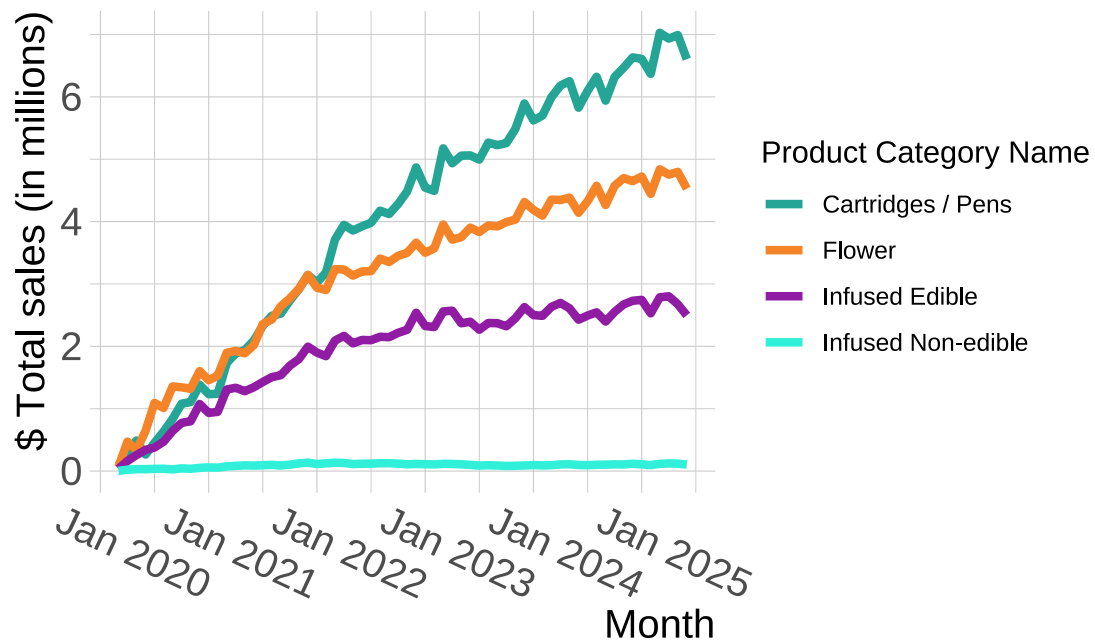


## Products sold by type

Totals for this month

Product Category Name	Total Sales	Product Subtypes
Cartridges / Pens	\$6,604,000	Vape Cartridges, Vape Pens
Flower	\$4,527,400	Buds, Finished Flower, Pre-Pack
Infused Edible	\$2,496,400	Gummies, Lozenges, Oils, Sprays, Liquid Suspensions, Capsules, Pills
Infused Non-edible	\$105,300	Balms, Gels, Lotion, Patches, Salves, Topical
Non Medicated	\$155,100	Pens, Vaporizers, Devices, Grinders, Batteries, Cases

## Sales per type over time in \$





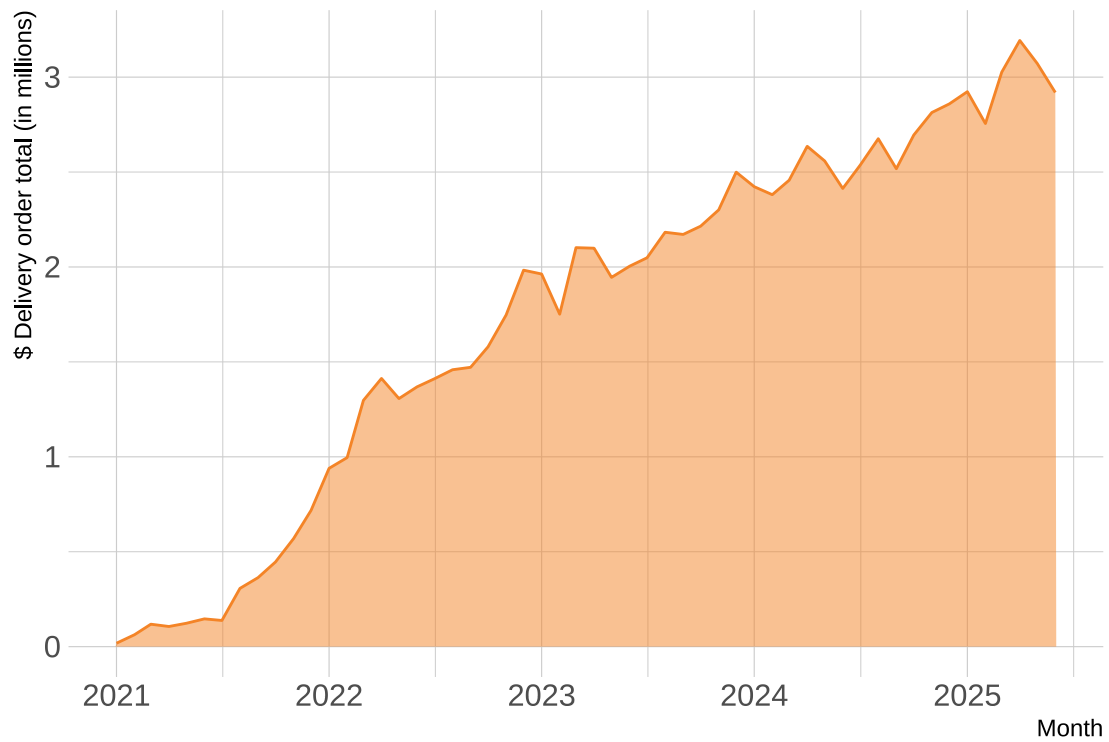
## Companies offering delivery to each county

County	Home Delivery Rural		Home Delivery Urban			Courier		
	Dragonfly Wellness-Price	The Flower Shop-Logan	Dragonfly Wellness-SLC	The Flower Shop-Ogden	Wholesome Therapy LLC	Melly Go	SAPA Connect	Wholesome Direct
Beaver								Yes
Box Elder		Yes		Yes				Yes
Cache		Yes						Yes
Carbon	Yes							Yes
Davis			Yes	Yes	Yes		Yes	
Duchesne								Yes
Emery								Yes
Grand & Emery								Yes
Heber & Kamas Area								Yes
Iron								Yes
Juab								Yes
Millard								Yes
Morgan				Yes				Yes
Piute & Sevier								Yes
Salt Lake			Yes	Yes		Yes	Yes	Yes
Sanpete								Yes
Summit						Yes		
Tooele			Yes			Yes	Yes	Yes
Uintah								Yes
Utah						Yes		Yes
Washington								Yes
Weber			Yes	Yes			Yes	



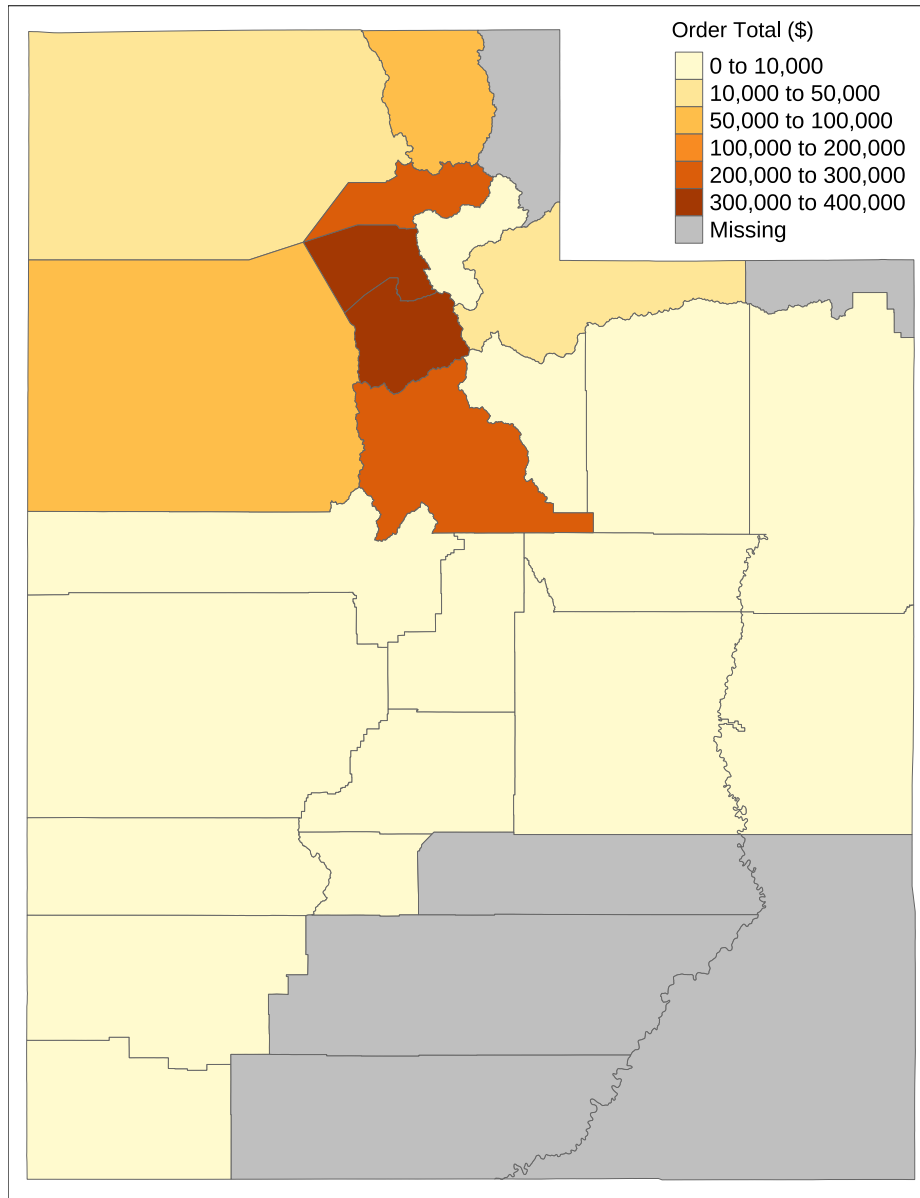
## Delivery in \$

### Delivery order totals



## Deliveries by county

Deliveries per county for month

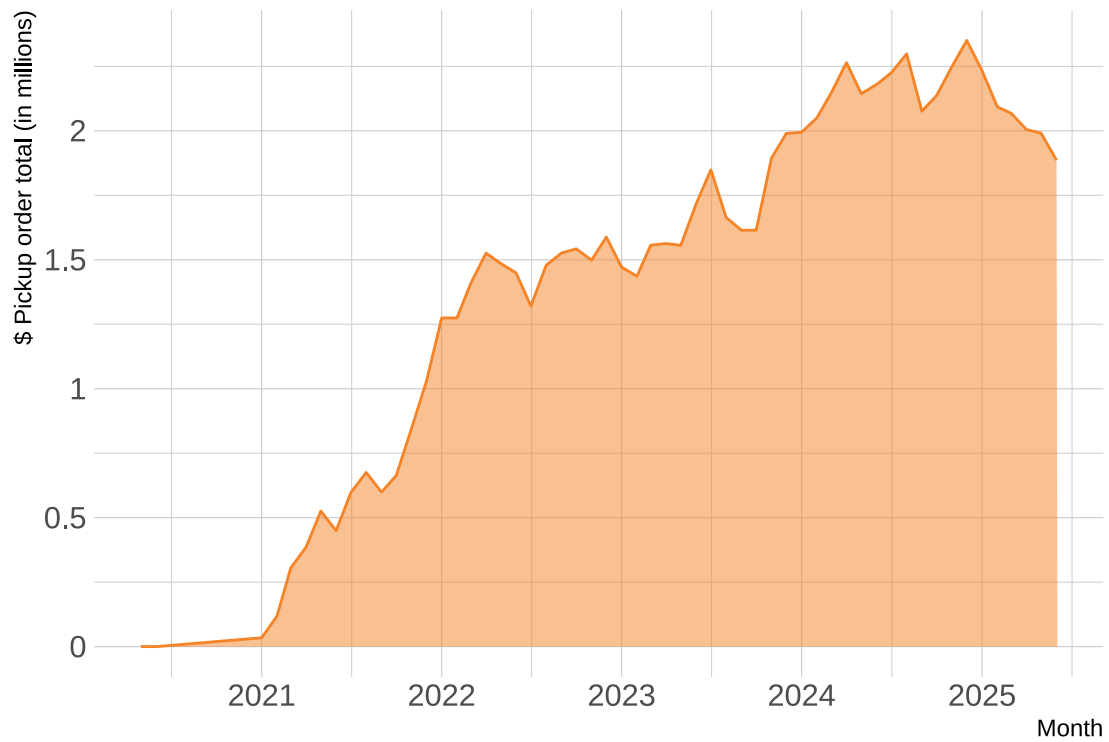






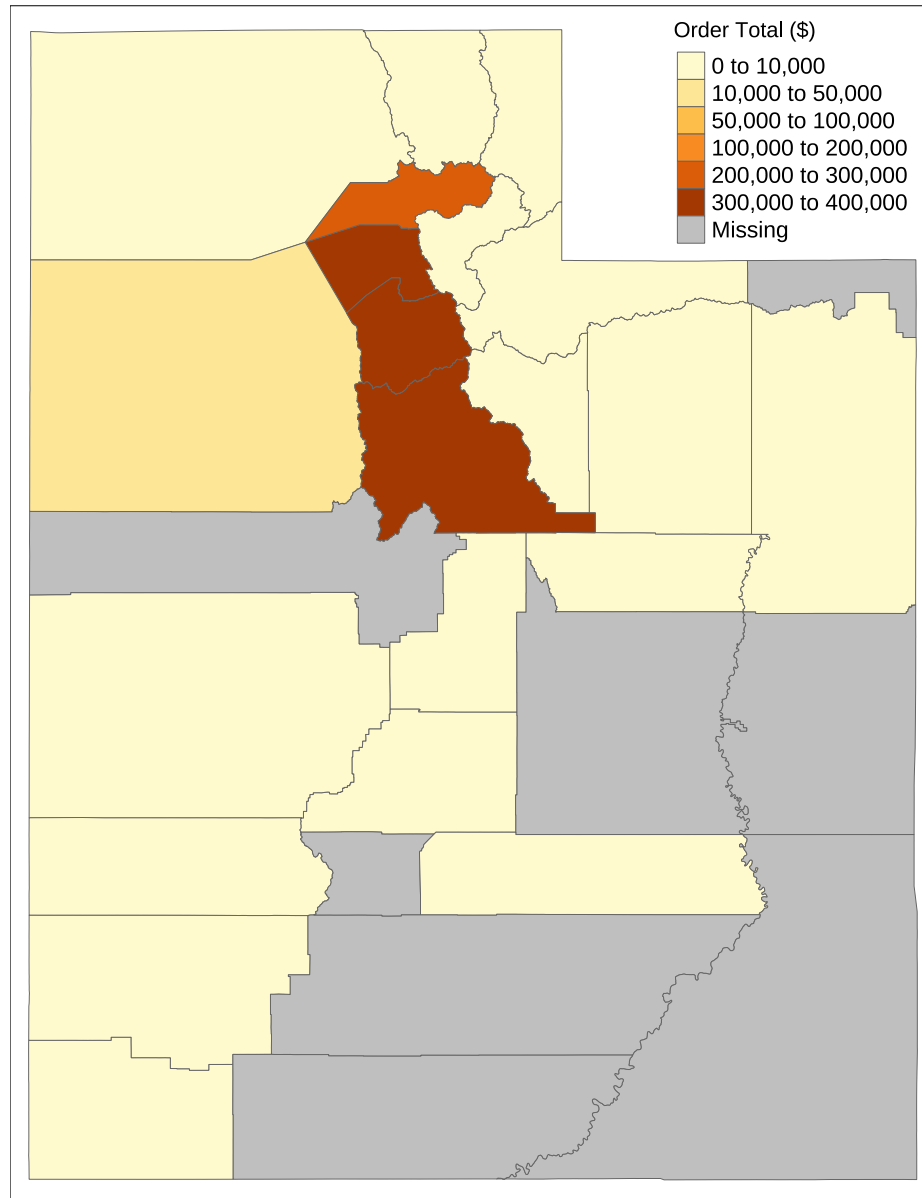
## Pickups in \$

### Pickup order totals



## Pickups by county

Pickups per county for month. Note that pickups are items ordered online, then picked up at the store.





## Qualified medical providers (QMP) information

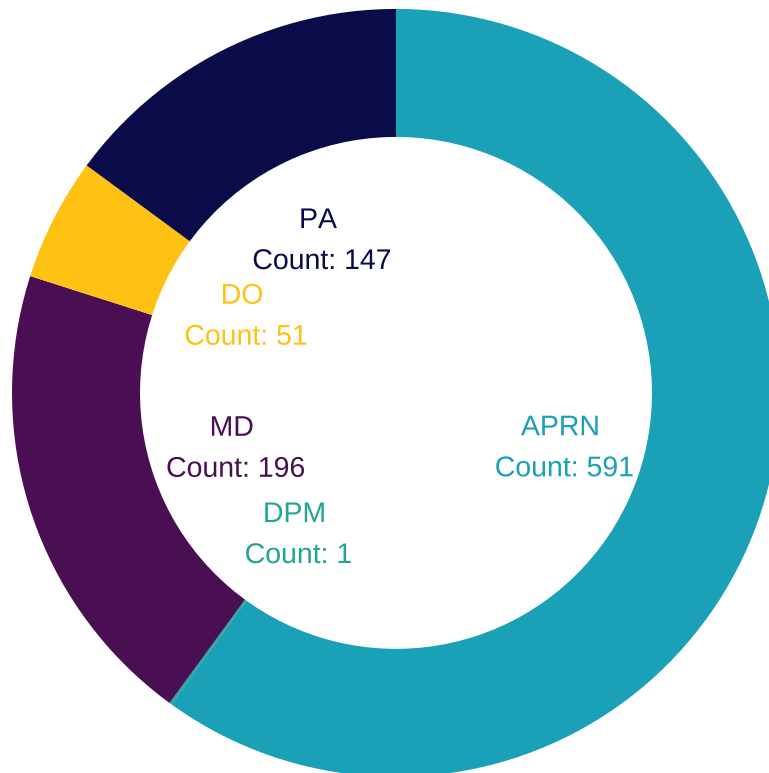
### QMPs by county

Estimates based on most recently entered office address for each QMP.

Detail	Count
Salt Lake	471
Utah	166
Davis	74
Washington	73
Weber	70
Cache	25
Other	17
Summit	14
Tooele	14
Wasatch	12
Iron	10
Box Elder	9
Duchesne	5
Sevier	5
Uintah	5
Carbon	4
Grand	3
Emery	2
Juab	2
Millard	2
Sanpete	2
Kane	1



## QMPs by license type





## Cannabis production

### Number of initial and renewal applications

Month's facility application changes	Count
New applications	0
Renewal applications	3
Revoked licenses	0

### Products sent to pharmacy for sale to patients

Over the last month, licensed medical cannabis pharmacies received the following products from licensed medical cannabis processors.

Category	Sent qty (each)
Cartridges / Pens	132,228
Concentrate	699
Flower	82,142
Infused Edible	79,592
Infused Non-edible	2,402



## Amount of cannabis that licensees grew

During June 2025, licensed medical cannabis cultivators harvested over 8,857 of medical cannabis plants spread over 173 planting batches. Over 7,393,251 grams of medical cannabis biomass were harvested (as measured on a wet basis):

Harvest date	Wet weight harvested (grams)	Number of plants harvested	Number of batches harvested
2025-06-02	692,761	666	11
2025-06-03	173,642	128	3
2025-06-04	247,930	539	14
2025-06-09	1,804,598	2,497	15
2025-06-10	330,075	364	6
2025-06-16	903,920	968	16
2025-06-17	223,621	161	4
2025-06-18	474,909	546	10
2025-06-20	324,394	379	8
2025-06-23	402,182	643	11
2025-06-24	51,956	53	2
2025-06-25	173,166	211	6
2025-06-26	33,307	34	3
2025-06-30	1,556,790	1,668	64

## Amount of cannabis that licensees manufacture into cannabis products

Medical cannabis biomass is used to manufacture various medical cannabis products such as prepackaged flower, vape cartridges, gummies, tinctures, concentrates (e.g., hash rosin, live resin, budder, wax), and other approved medicinal dosage forms. Subcategories of flower such as trim and fresh/frozen, are generally used in processing runs to make cannabis derivative products.

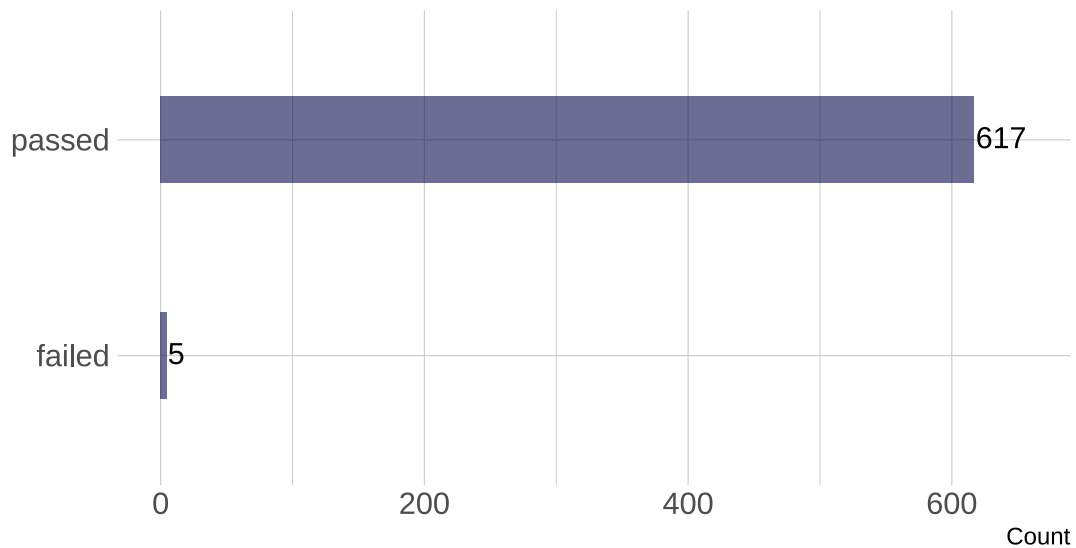
Category	Sent qty (grams)
Buds	570,040
Finished Flower	21,054
Flower Combined	865,845
Fresh/Frozen	563,809
Shake	2,954
Trim	611,329



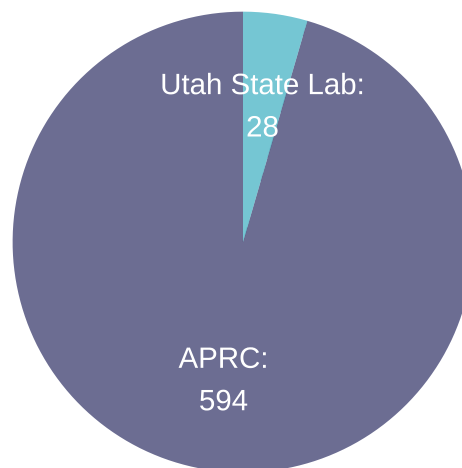
## Cannabis and cannabis products the department tested & results of the tests performed

Over the last month, the Utah State Lab and APRC tested products in the following categories: Concentrate, Cartridges / Pens, Flower, Infused Edible, Infused Non-edible. The counts shown here are from the 19th of May to the 20th of June

### Lab results by customer facilities



### Lab results by lab facility





## Inspections

### Number of inspections performed at production establishments

Facility inspected	Count
Cultivation	3
Processor	7
Testing Lab	1
Product Label	0
Pharmacy	9
Courier	1

### Number and types of violations found

Infractions	Count
<b>Couriers</b>	
No Infractions	0
<b>Cultivation</b>	
No Infractions	0
<b>Pharmacy</b>	
4-41a Infractions	4
R66-5-3. General Operating Standards.	1
R66-5-4. Operating Plan.	1
R66-5-7. Security Standards	1
R66-5-8. Inventory	1
<b>Processor</b>	
R66-2-8. Security Requirements	1
R66-2-9. Inventory Control	1





## Appendix

See zip file at <https://medicalcannabis.utah.gov/resources/reporting/> under 'Primary Data for Reporting' for csv files for the data presented in this report.

### Definitions

- Pharmacy Agent: Employee at a Utah Medical Cannabis pharmacy
- Pharmacy Medical Provider (PMP): Pharmacist at a Utah Medical Cannabis Pharmacy
- Qualifying Medical Provider (QMP): Utah-licensed physicians (MD, DO), advanced practice registered nurses, and physician assistants who are registered through the Utah Department of Health's Electronic Verification System (EVS) to recommend cannabis.
- Utah Department of Agriculture (UDAF): The Utah Department of Agriculture regulates Utah cannabis cultivators, processors, and manages lab testing.
- Utah Department of Health and Human Services (DHHS): The Utah Department of Health regulates medical cannabis pharmacies, medical recommendations, and patients.

### Patient information

Data for patient, QMP, PMP, and pharmacy agent counts are obtained from the Electronic Verification System (EVS).



## Patients by county

Counties with 11 or fewer patients will appear with NA counts.

Detail	Count
Salt Lake	41,518
Utah	16,248
Davis	11,525
Weber	10,637
Washington	5,297
Cache	3,719
Box Elder	2,120
Tooele	2,111
Iron	1,913
Summit	1,591
Wasatch	943
Carbon	933
Sanpete	615
Uintah	496
Sevier	417
Duchesne	380
Emery	328
Juab	287
Morgan	268
Millard	253
Beaver	202
Kane	185
Grand	181
Garfield	146
Other	140
Rich	59
San Juan	50
Wayne	36
Piute	18
Daggett	17



## Patients by small area boundary table

Which boundary a patient resides in was determined using [UGRC's](#) geocoding API. These counts do not include PO Box addresses or addresses entered in a format that the API cannot parse. Boundaries with 11 or fewer patients will have NA as their count.

## Cardholder growth

'New Patients Per Month' are new unique patient activations per month. Patients in these counts may no longer be active.

'Activated Per Month' Counts are based on *current* active patients. The month is determined by when they were first made active. Since these counts are based on current active patients, counts in previous months may change as patients expire and renew.

'Expired per Month' Counts are based on currently expired patients organized by the month of their most recent expiration.

The 'Renewals Per Month' is the count of unique patients who had a card renewed any given month. Patients who have never renewed are excluded.

'Activations and Renewals per Month' is the count of unique patients who had either a card activated or renewed any given month.

## Delivery monthly

Delivery data is retrieved from MJ Freeway. Totals prior to November 2021 may be incomplete.