



## Contents

<b>Program counts</b>	<b>4</b>
Number of program users . . . . .	4
Number of each type of cannabis facility per county . . . . .	4
<b>Patient information</b>	<b>5</b>
Patient counts by small area boundary . . . . .	5
Medical cannabis cardholder growth . . . . .	6
Patient age groups . . . . .	7
Qualifying conditions . . . . .	8
<b>Patient activity metrics</b>	<b>9</b>
Patient renewals per month . . . . .	9
Patient purchase history . . . . .	9
<b>Transactions and sales</b>	<b>10</b>
Month-to-month sales in \$ . . . . .	10
Cumulative sales in \$ . . . . .	11
Total order discount at pharmacies . . . . .	12
Products sold by type . . . . .	13
Sales per type over time in \$ . . . . .	13
Companies offering delivery to each county . . . . .	14
Delivery in \$ . . . . .	15
Deliveries by county . . . . .	16
Pickups in \$ . . . . .	17
Pickups by county . . . . .	18
<b>Qualified medical providers (QMP) information</b>	<b>19</b>
QMPs by county . . . . .	19
QMPs by license type . . . . .	20
<b>Cannabis production</b>	<b>21</b>
Number of initial and renewal applications . . . . .	21
Products sent to pharmacy for sale to patients . . . . .	21
Amount of cannabis that licensees grew . . . . .	22
Amount of cannabis that licensees manufacture into cannabis products . . . . .	22
Cannabis and cannabis products the department tested & results of the tests performed . . . . .	23
Lab results by lab facility . . . . .	23

<b>Inspections</b>	<b>24</b>
Number of inspections performed at production establishments . . . . .	24
Number and types of violations found . . . . .	24
<b>Appendix</b>	<b>25</b>
Definitions . . . . .	25
Patient information . . . . .	25
Patients by county . . . . .	26
Patients by small area boundary table . . . . .	27
Cardholder growth . . . . .	27
Delivery monthly . . . . .	27



Utah Department of  
**Health & Human Services**  
Center for Medical Cannabis



UTAH DEPARTMENT OF  
AGRICULTURE AND FOOD

## March 2025 Report

---

Data retrieved 04/01/2025

**Utah Department of Health and Human Services with Utah Department of Agriculture and Food**

Center for Medical Cannabis  
195 N 1950 W  
Salt Lake City, Utah 84116

(p) (801)-538-6504  
(w) [medicalcannabis.utah.gov](https://medicalcannabis.utah.gov)  
(e) [medicalcannabis@utah.gov](mailto:medicalcannabis@utah.gov)



## Program counts

### Number of program users

Description	Count
Patients with active medical cards	97,935
Qualified medical providers (QMP)	978
Processor/cultivator agents	781
Pharmacy agents	693
Courier agents	272
Pharmacy medical providers (PMP)	87

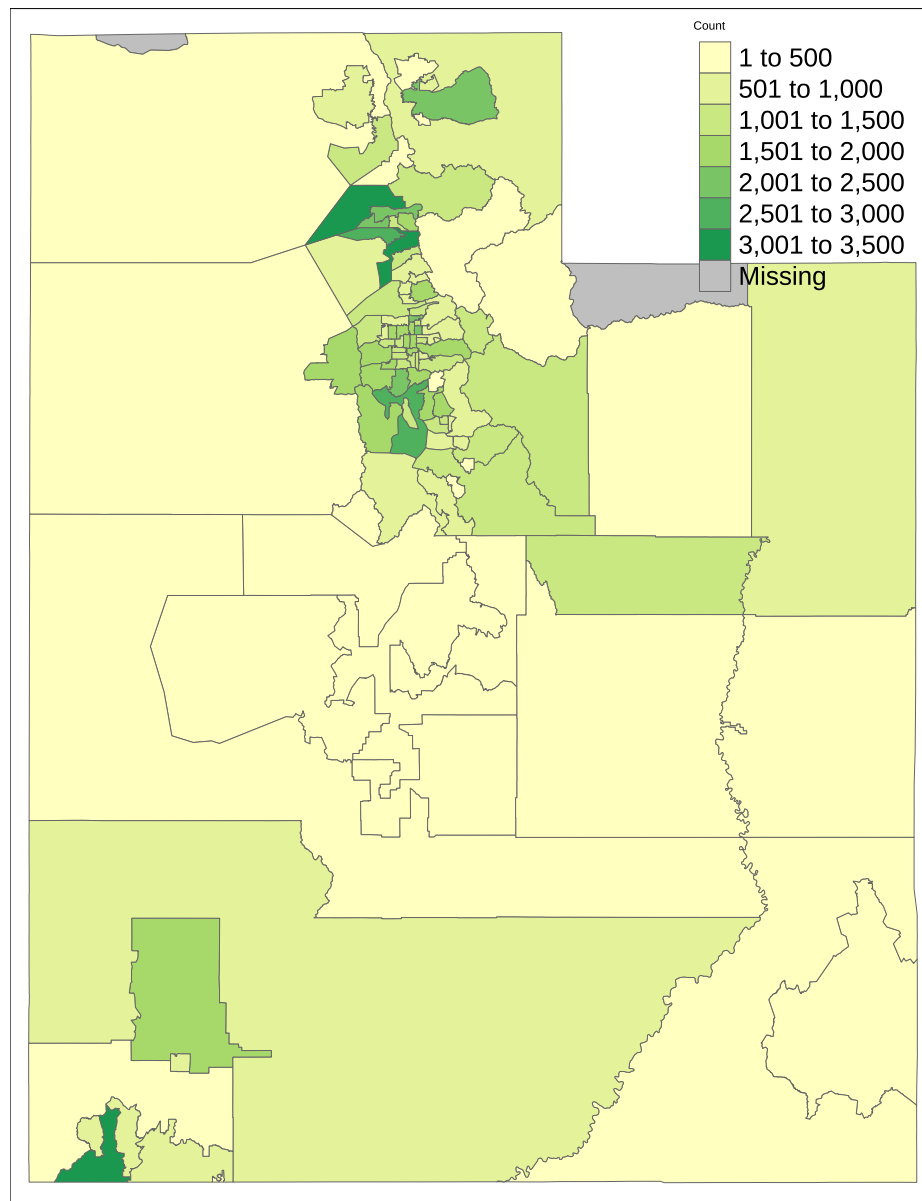
### Number of each type of cannabis facility per county

County	Cultivator	Tier 1 processor	Tier 2 processor	Independent testing lab
Salt Lake		4		
Box Elder	3	3		
Tooele	2	2		
Davis	1	2		
Utah	1	2		1
Sanpete	1	1		
Wasatch		1		
Weber	2		1	
Sevier	1			

## Patient information

### Patient counts by small area boundary

See [this document](#) for more information on what determines small area boundaries.

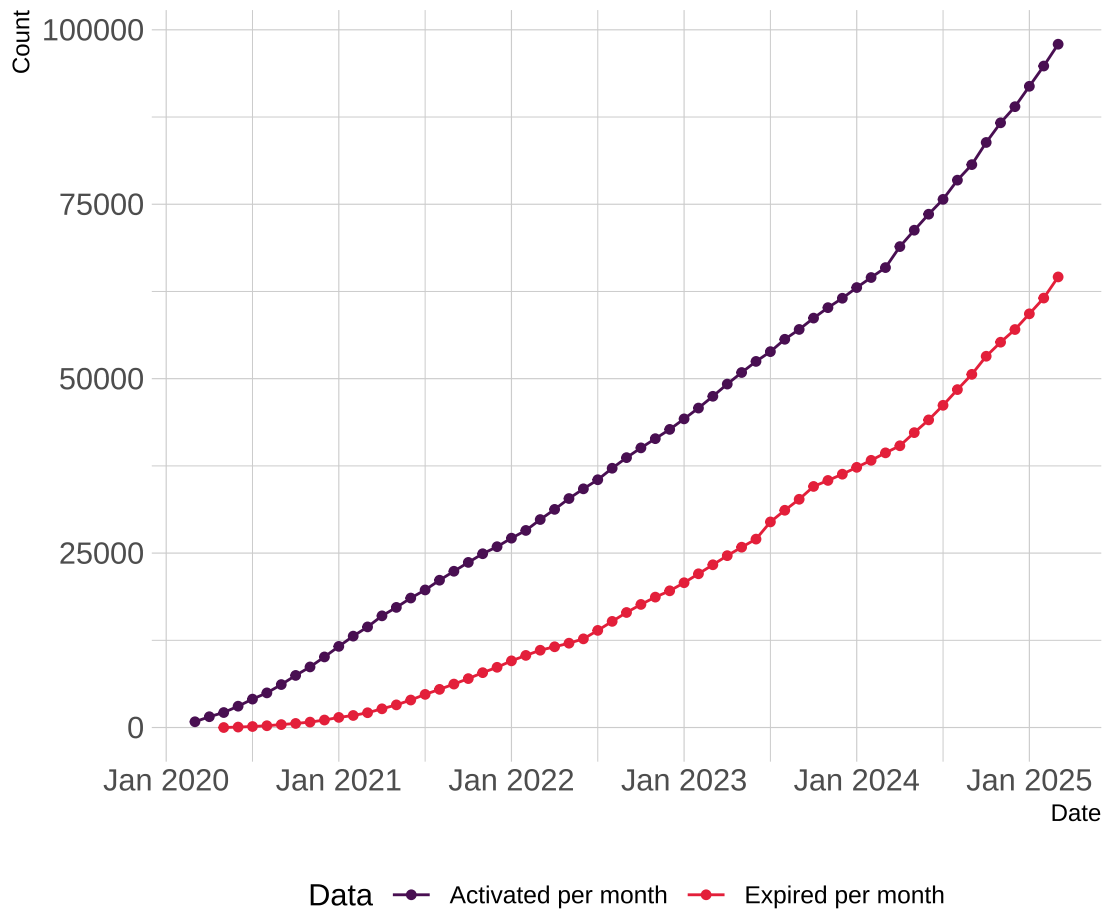




## Medical cannabis cardholder growth

### Cumulative current active and expired patients

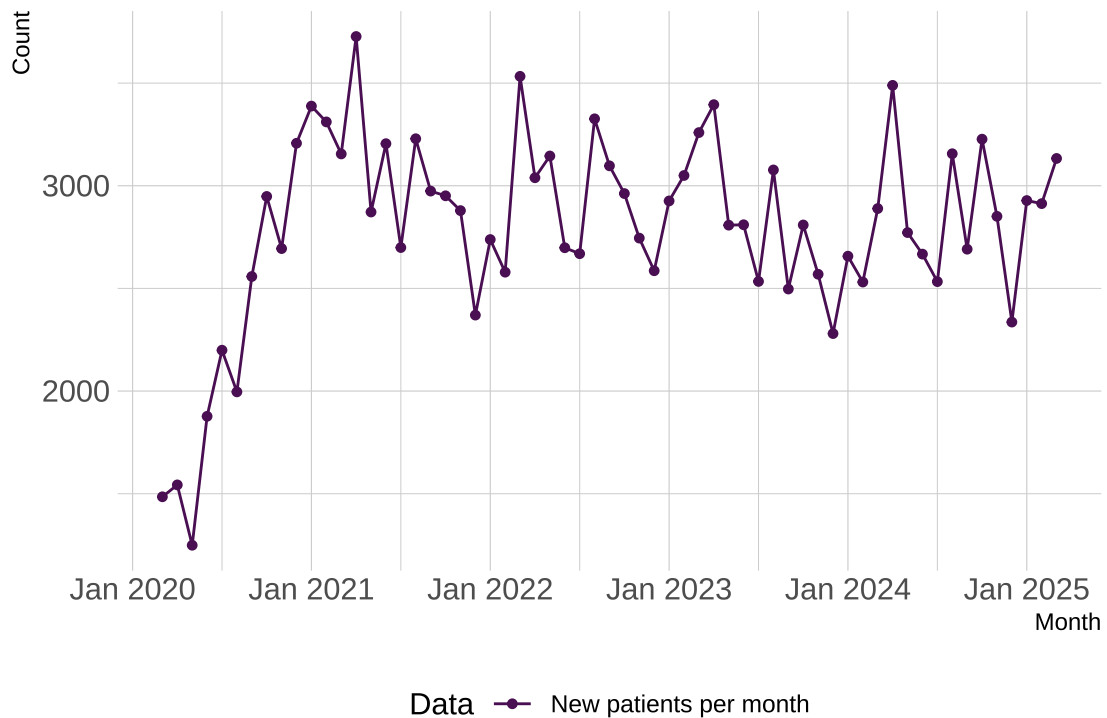
Note that these counts are based on the patient's current status (Expired or Active) as of querying the data. Because these counts are based on current status, counts per month may change on subsequent reports.





### New patients per month

The new patients per month can be in any status - active, expired, pending renewal, etc.

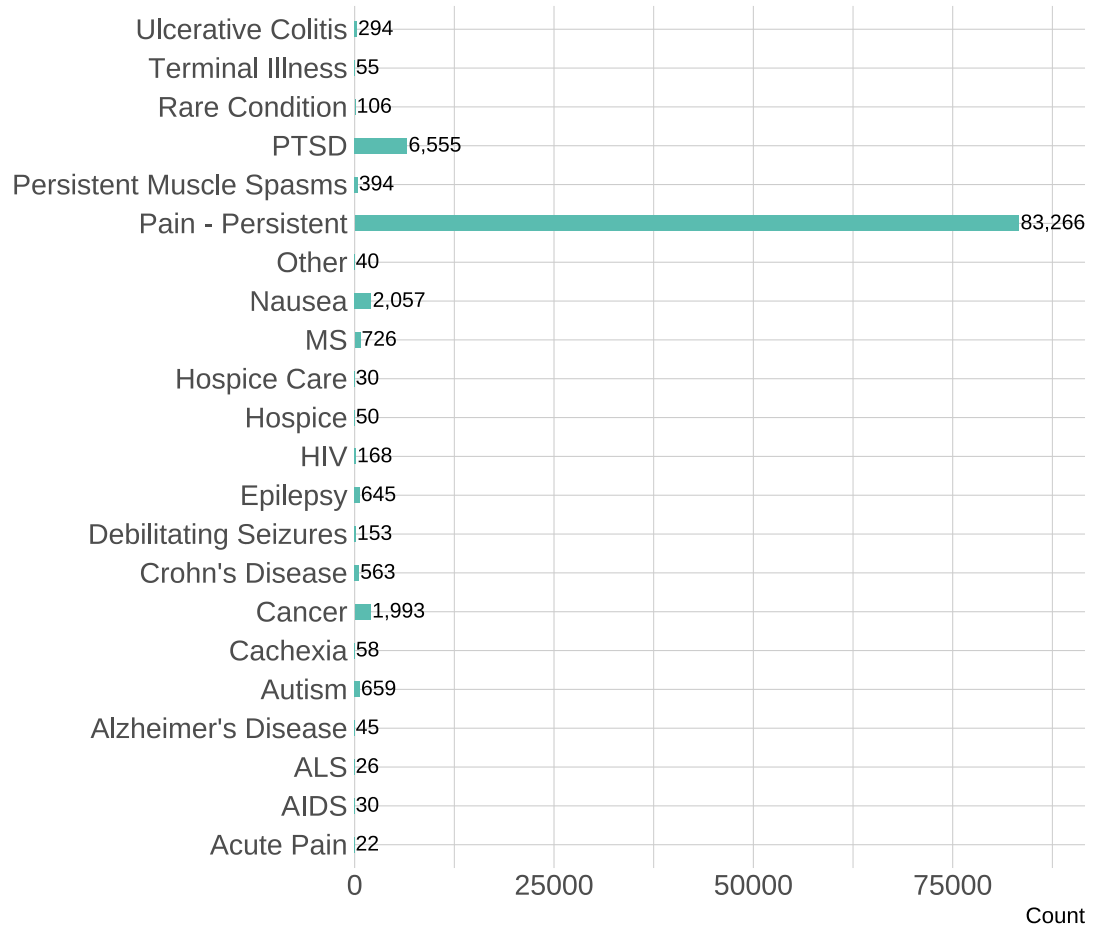


### Patient age groups

Detail	Count	Percent of patients
13 and Under	17	0.02
14-17	20	0.02
18-20	49	0.05
21-30	21,562	22.02
31-40	25,633	26.17
41-50	22,011	22.48
51-65	18,108	18.49
65 and Over	10,535	10.76
Total	97,935	100.00



## Qualifying conditions



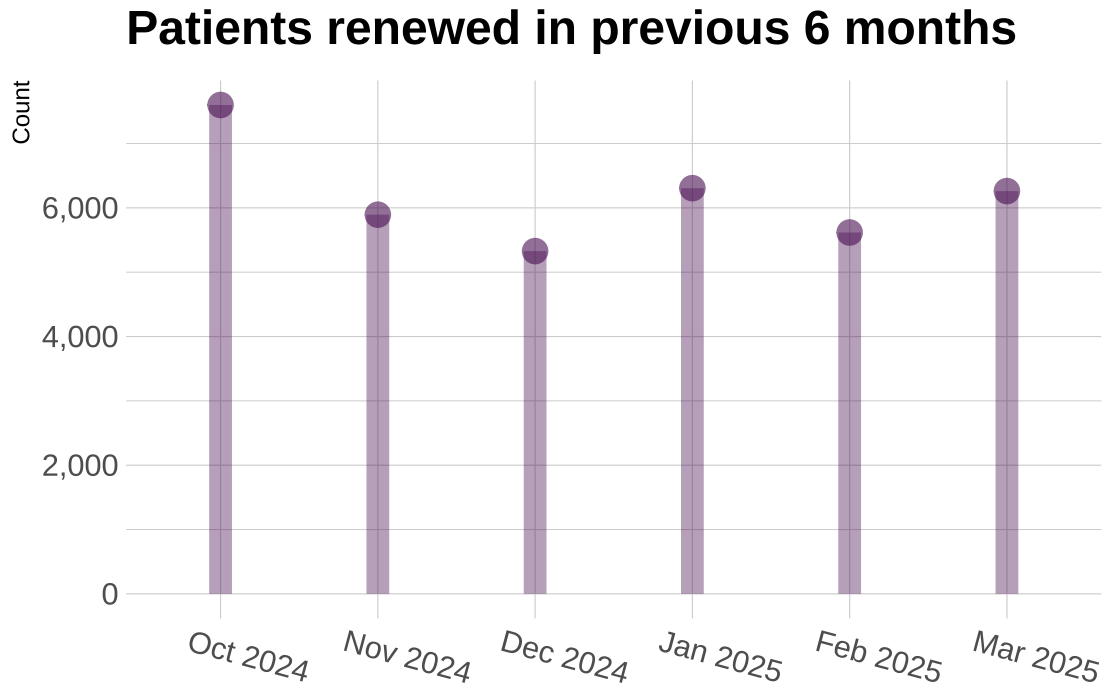




## Patient activity metrics

### Patient renewals per month

This chart counts the renewal per patient based on only their most recent renewal.



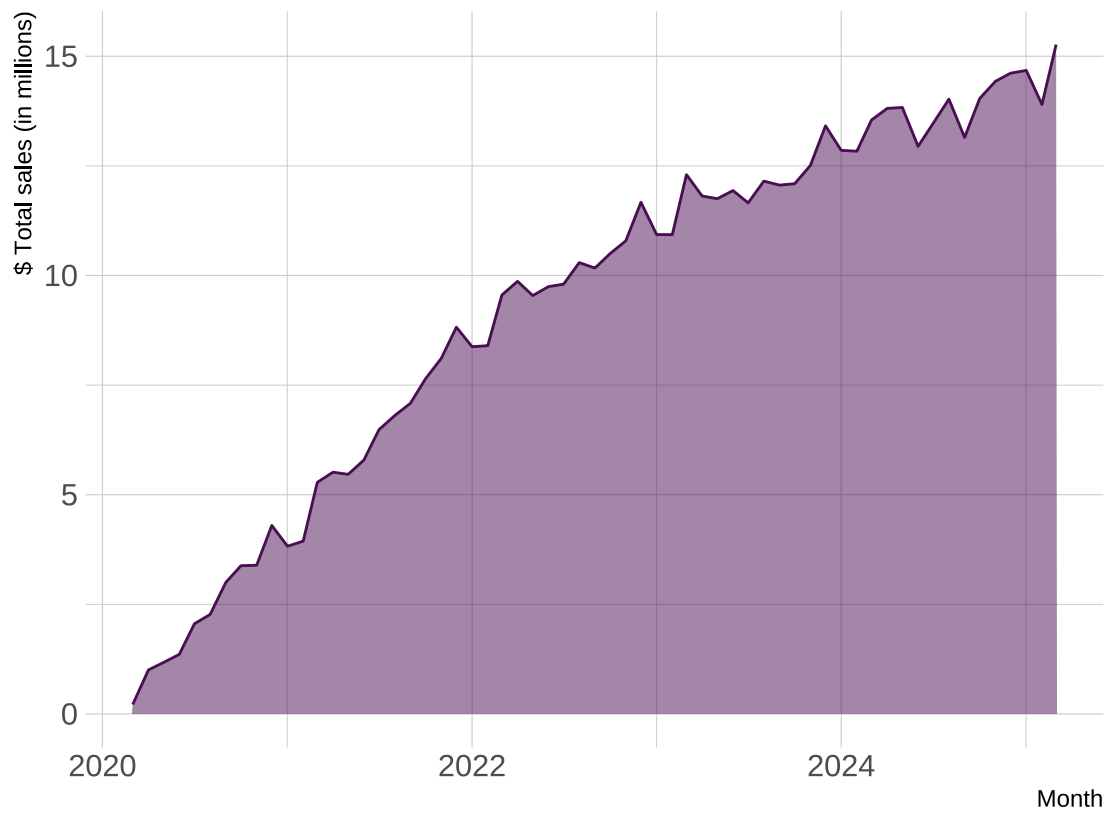
### Patient purchase history

Timeframe	Purchases	Patients
Last 30 Days	1 or more	54,295
Last 30 Days	2 or more	31,307
Last 30 Days	3 or more	19,424
Last 30 Days	4 or more	12,619
Last 60 Days	1 or more	66,545
Last 60 Days	2 or more	55,781
Last 60 Days	3 or more	43,803
Last 60 Days	4 or more	35,467
Last 90 Days	1 or more	73,979
Last 90 Days	2 or more	67,489
Last 90 Days	3 or more	54,732
Last 90 Days	4 or more	48,354



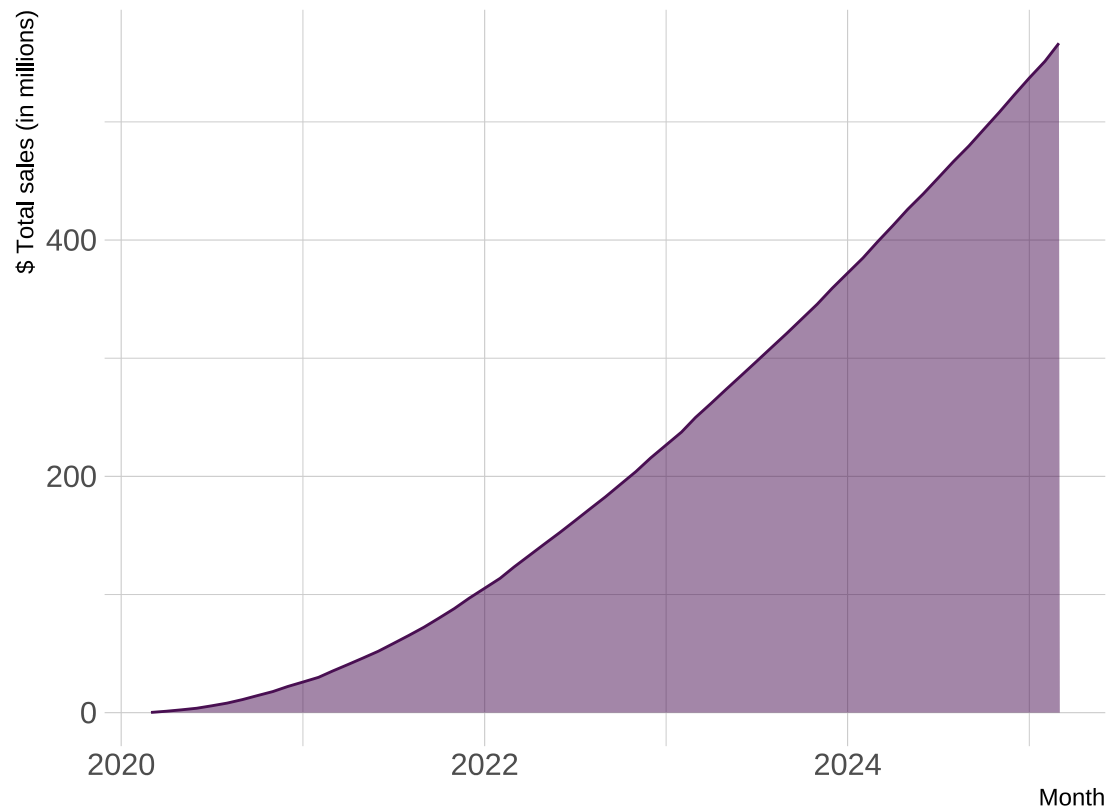
## Transactions and sales

### Month-to-month sales in \$



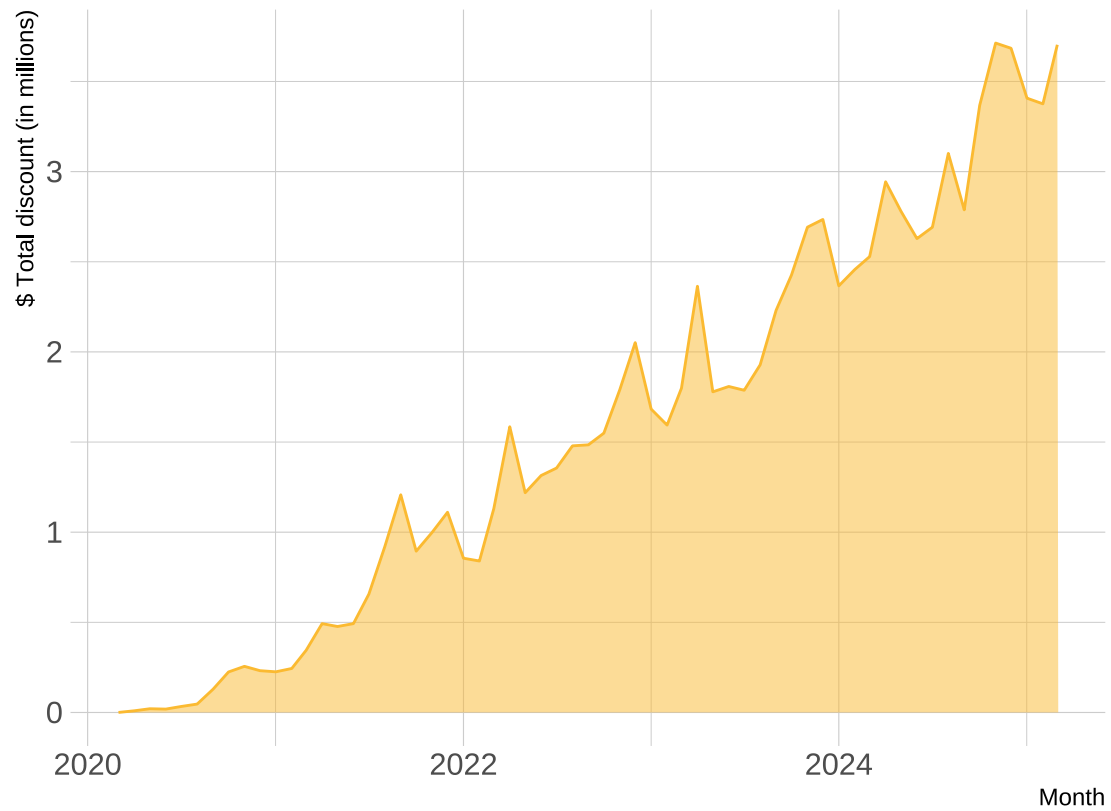


## Cumulative sales in \$





## Total order discount at pharmacies



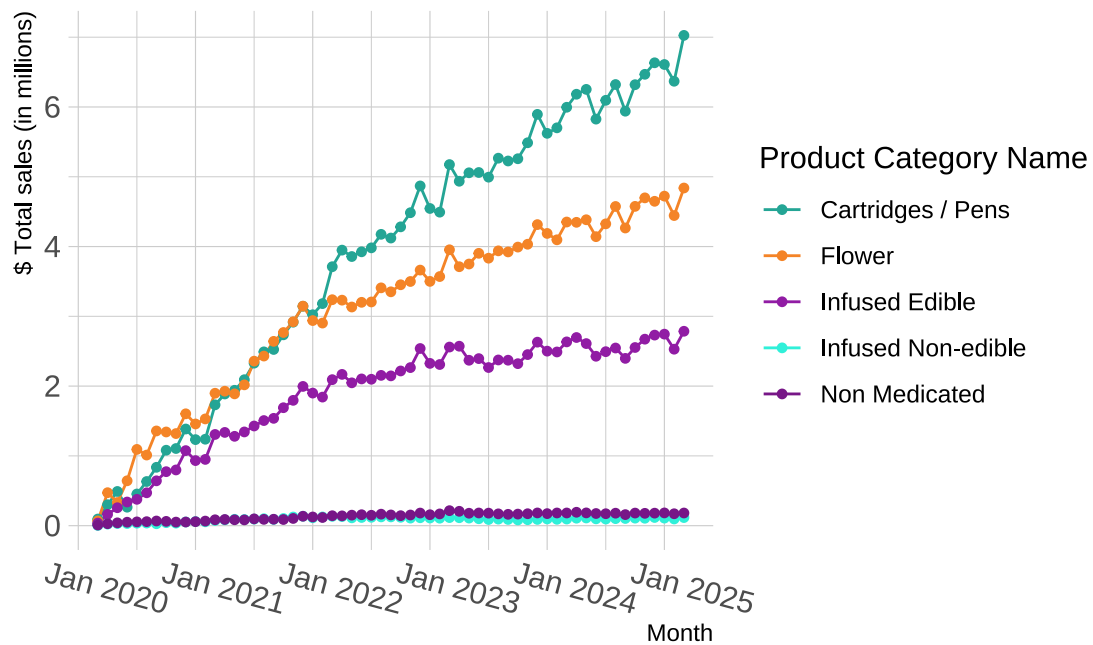


## Products sold by type

Totals for this month

Product Category Name	Total Sales	Product Subtypes
Cartridges / Pens	\$7,026,003	Vape Cartridges, Vape Pens
Flower	\$4,838,769	Buds, Finished Flower, Pre-Pack
Infused Edible	\$2,785,916	Gummies, Lozenges, Oils, Sprays, Liquid Suspensions, Capsules, Pills
Infused Non-edible	\$116,296.6	Balms, Gels, Lotion, Patches, Salves, Topical
Non Medicated	\$181,470	Pens, Vaporizers, Devices, Grinders, Batteries, Cases

## Sales per type over time in \$





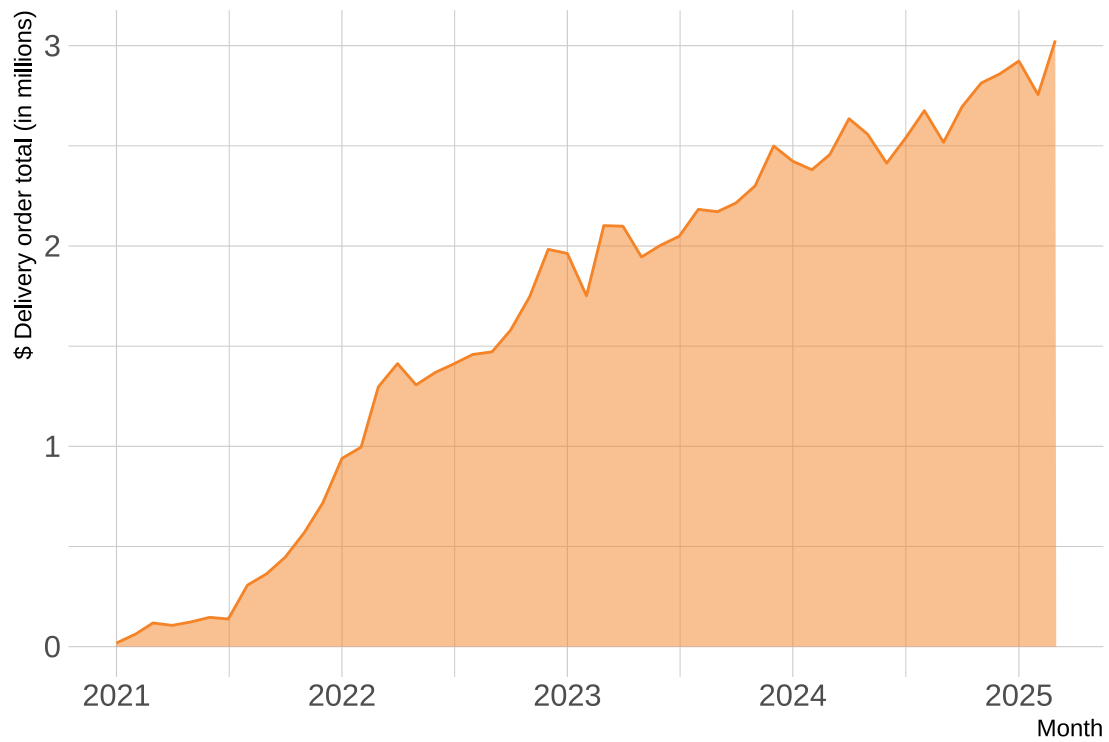
## Companies offering delivery to each county

County	Home Delivery Rural		Home Delivery Urban			Courier		
	Dragonfly Wellness-Price	The Flower Shop-Logan	Dragonfly Wellness-SLC	The Flower Shop-Ogden	Wholesome Therapy LLC	Melly Go	SAPA Connect	Wholesome Direct
Beaver								Yes
Box Elder		Yes		Yes				Yes
Cache		Yes						Yes
Carbon	Yes							Yes
Davis			Yes	Yes	Yes		Yes	
Duchesne								Yes
Emery								Yes
Grand & Emery								Yes
Heber & Kamas Area								Yes
Iron								Yes
Juab								Yes
Millard								Yes
Morgan				Yes				Yes
Piute & Sevier								Yes
Salt Lake			Yes	Yes		Yes	Yes	Yes
Sanpete								Yes
Summit						Yes		
Tooele			Yes			Yes	Yes	Yes
Uintah								Yes
Utah						Yes		Yes
Washington								Yes
Weber			Yes	Yes			Yes	



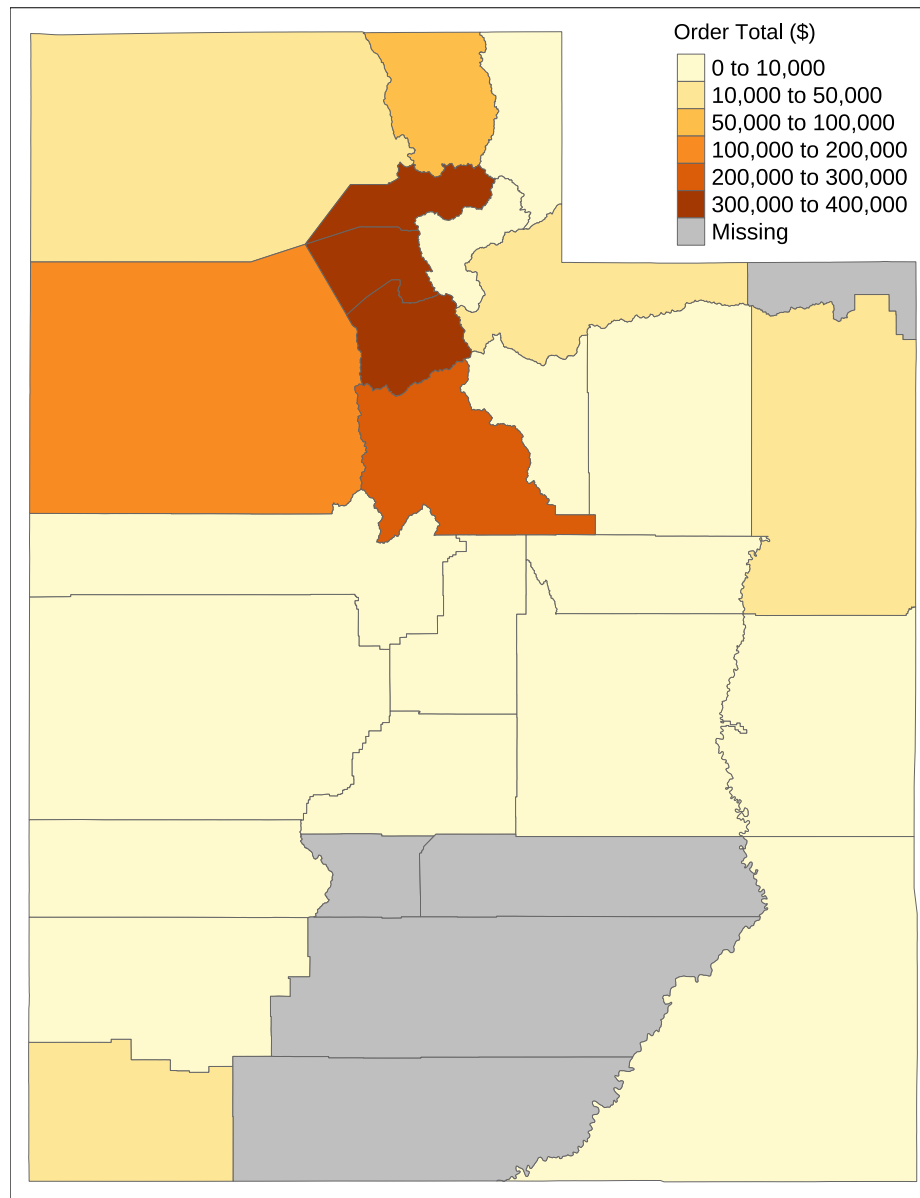
## Delivery in \$

### Delivery order totals



## Deliveries by county

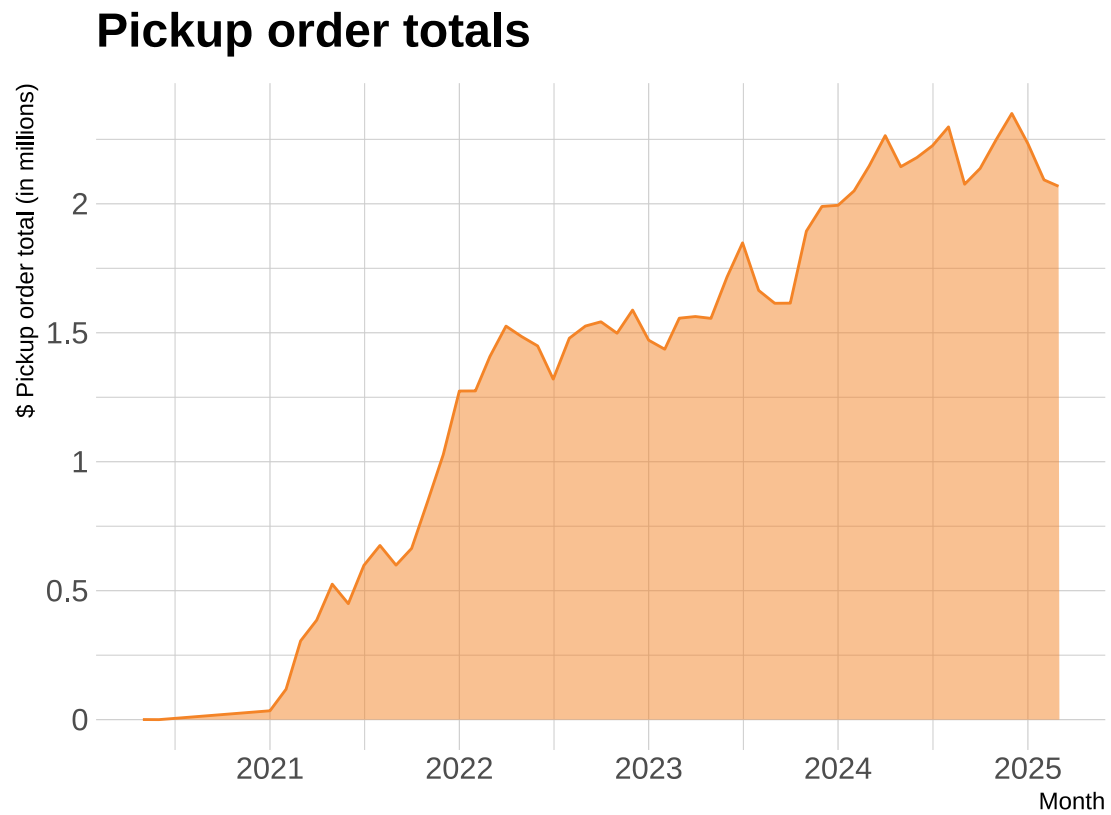
Deliveries per county for month





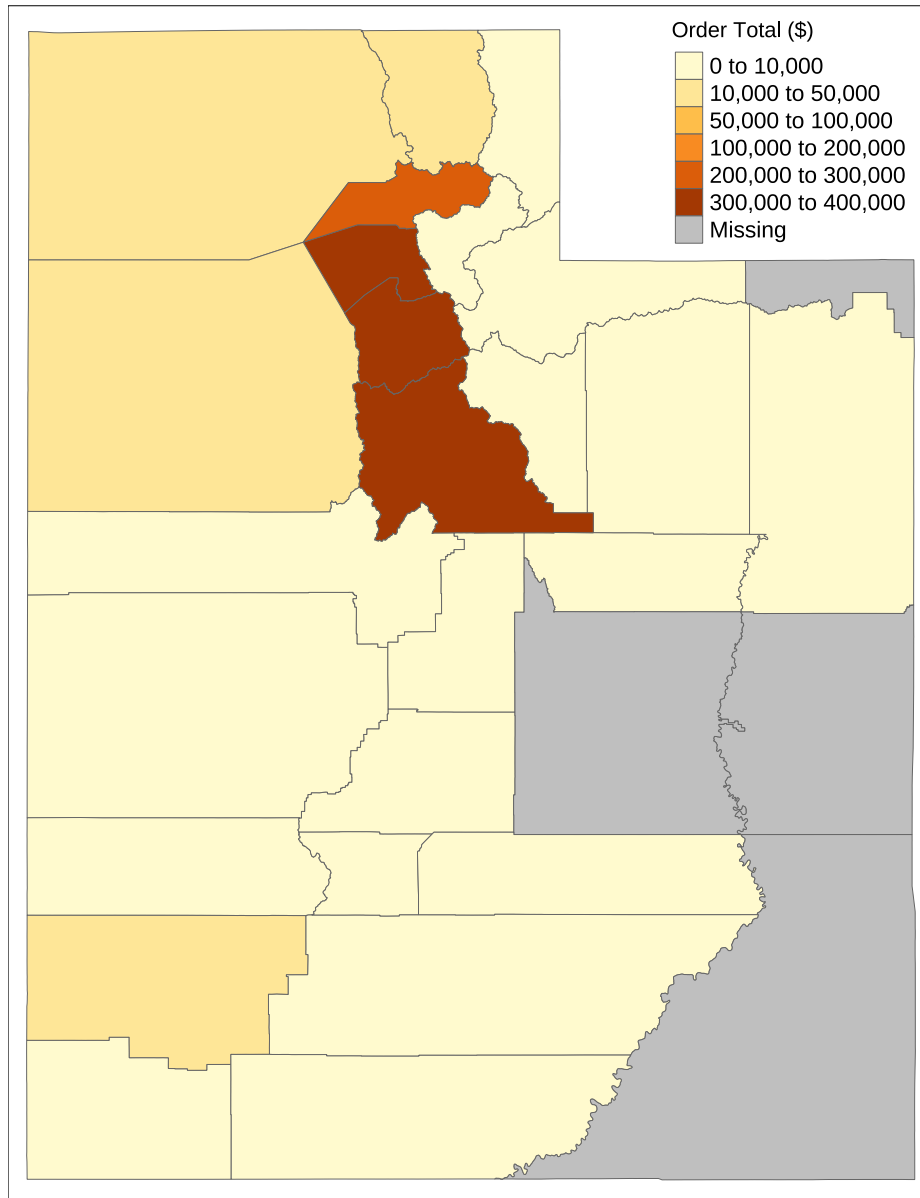


## Pickups in \$



## Pickups by county

Pickups per county for month





## Qualified medical providers (QMP) information

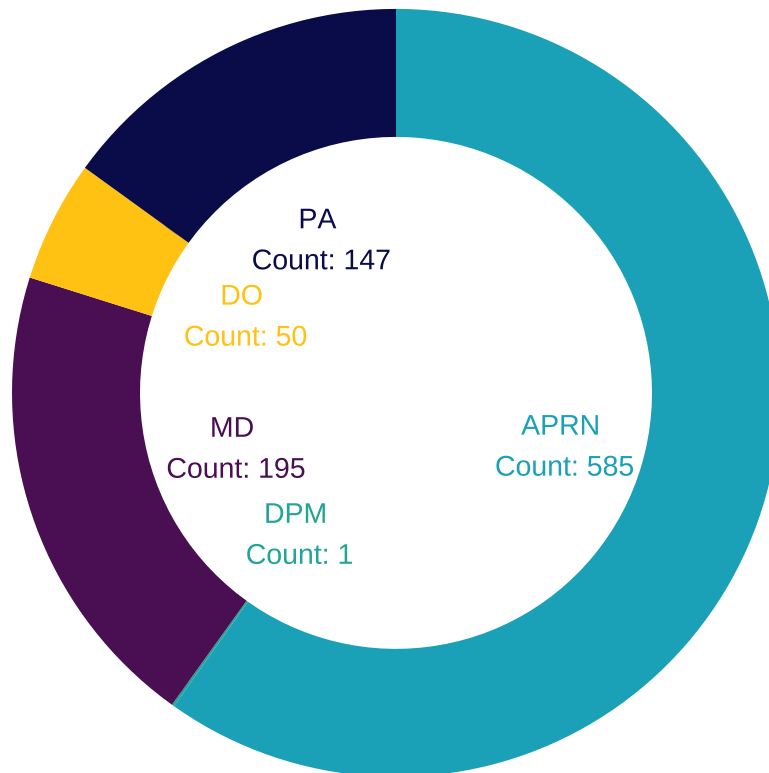
### QMPs by county

Estimates based on most recently entered office address for each QMP.

Detail	Count
Salt Lake	476
Utah	163
Davis	72
Washington	72
Weber	65
Cache	23
Other	19
Summit	16
Tooele	13
Iron	11
Wasatch	11
Box Elder	10
Carbon	5
Sevier	4
Uintah	4
Duchesne	3
Grand	3
Juab	2
Millard	2
Sanpete	2
Emery	1
Kane	1



## QMPs by license type





## Cannabis production

### Number of initial and renewal applications

Month's facility application changes	Count
New applications	0
Renewal applications	0
Revoked licenses	0

### Products sent to pharmacy for sale to patients

Over the last month, licensed medical cannabis pharmacies received the following products from licensed medical cannabis processors.

Category	Sent qty (each)
Cartridges / Pens	136,884
Concentrate	905
Flower	76,569
Infused Edible	97,947
Infused Non-edible	2,645



## Amount of cannabis that licensees grew

During March 2025, licensed medical cannabis cultivators harvested over 11,184 of medical cannabis plants spread over 168 planting batches. Over 10,319,618 grams of medical cannabis biomass were harvested (as measured on a wet basis):

Harvest date	Wet weight harvested (grams)	Number of plants harvested	Number of batches harvested
2025-03-03	1,065,763	838	11
2025-03-04	595,154	642	15
2025-03-06	117,928	180	4
2025-03-07	178,587	393	6
2025-03-10	1,441,474	1,526	31
2025-03-11	933,307	880	12
2025-03-12	72,113	164	4
2025-03-13	275,440	346	6
2025-03-17	1,090,724	951	11
2025-03-18	692,303	755	7
2025-03-19	532,154	647	5
2025-03-20	511,875	590	6
2025-03-22	443,000	642	6
2025-03-23	8,744	12	2
2025-03-24	897,826	798	11
2025-03-26	109,198	280	4
2025-03-27	467,724	572	15
2025-03-28	405,479	559	7
2025-03-31	480,824	409	5

## Amount of cannabis that licensees manufacture into cannabis products

Medical cannabis biomass is used to manufacture various medical cannabis products such as prepackaged flower, vape cartridges, gummies, tinctures, concentrates (e.g., hash rosin, live resin, budder, wax), and other approved medicinal dosage forms. Subcategories of flower such as trim and fresh/frozen, are generally used in processing runs to make cannabis derivative products.

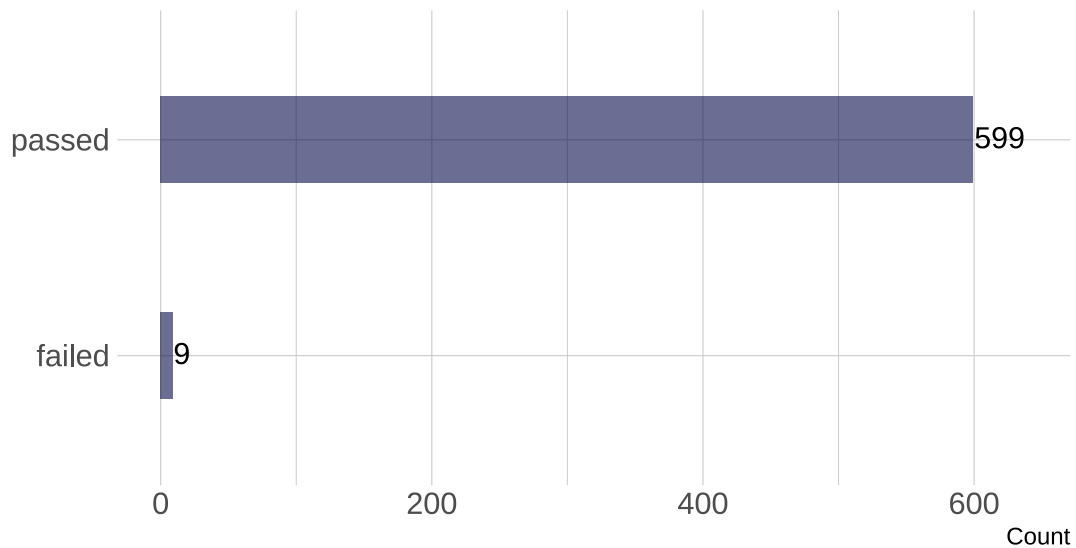
Category	Sent qty (grams)
Buds	772,244.2
Finished Flower	29,133
Flower Combined	876,363.6
Fresh/Frozen	899,342.2
Trim	734,095.5



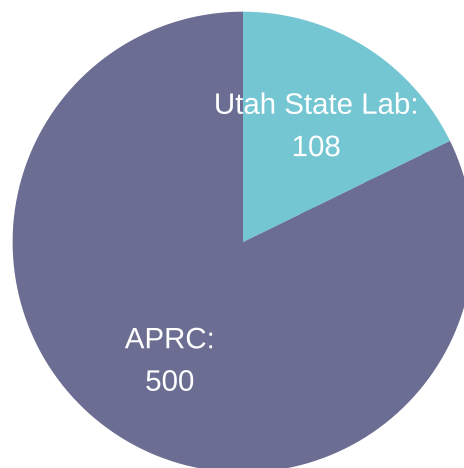
## Cannabis and cannabis products the department tested & results of the tests performed

Over the last month, the Utah State Lab and APRC tested products in the following categories: Concentrate, Cartridges / Pens, Flower, Infused Edible, Infused Non-edible. The counts shown here are from the 19th of February to the 20th of March

### Lab results by customer facilities



### Lab results by lab facility





## Inspections

### Number of inspections performed at production establishments

Facility inspected	Count
Cultivation	3
Processor	8
Testing Lab	0
Product Label	8
Pharmacy	5
Courier	1

### Number and types of violations found

Infractions	Count
<b>Cultivation</b>	
R66-1-4. Cannabis Cultivation Facility Requirements.	2
R66-1-6. Security Requirements	1
R66-1-7. Inventory Control	1
R66-1-13. Cannabis Waste Disposal.	1
R66-1-14. Change in Operation Plans	1
R66-1-16. Violations Categories.	4
<b>Pharmacy</b>	
4-41a. Infractions	1
R66-5-17. Targeted Marketing.	1





## Appendix

See zip file at <https://medicalcannabis.utah.gov/resources/reporting/> under 'Primary Data for Reporting' for csv files for the data presented in this report.

### Definitions

- Pharmacy Agent: Employee at a Utah Medical Cannabis pharmacy
- Pharmacy Medical Provider (PMP): Pharmacist at a Utah Medical Cannabis Pharmacy
- Qualified Medical Provider (QMP): Utah-licensed physicians (MD, DO), advanced practice registered nurses, and physician assistants who are registered through the Utah Department of Health's Electronic Verification System (EVS) to recommend cannabis.
- Utah Department of Agriculture (UDAG): The Utah Department of Agriculture regulates Utah cannabis cultivators, processors, and manages lab testing.
- Utah Department of Health and Human Services (DHHS): The Utah Department of Health regulates medical cannabis pharmacies, medical recommendations, and patients.

### Patient information

Data for patient, QMP, PMP, and pharmacy agent counts are obtained from the Electronic Verification System (EVS).



## Patients by county

Counties with 11 or fewer patients will appear with NA counts.

Detail	Count
Salt Lake	39,537
Utah	15,560
Davis	10,938
Weber	10,133
Washington	5,059
Cache	3,632
Tooele	2,023
Box Elder	1,985
Iron	1,816
Summit	1,575
Carbon	951
Wasatch	905
Sanpete	576
Uintah	446
Sevier	386
Duchesne	359
Emery	326
Juab	284
Millard	242
Morgan	239
Beaver	204
Kane	174
Grand	163
Other	134
Garfield	131
Rich	49
San Juan	44
Wayne	35
Daggett	15
Piute	14



## Patients by small area boundary table

Which boundary a patient resides in was determined using [UGRC's](#) geocoding API. These counts do not include PO Box addresses or addresses entered in a format that the API cannot parse. Boundaries with 11 or fewer patients will have NA as their count.

## Cardholder growth

'New Patients Per Month' are new unique patient activations per month. Patients in these counts may no longer be active.

'Activated Per Month' Counts are based on *current* active patients. The month is determined by when they were first made active. Since these counts are based on current active patients, counts in previous months may change as patients expire and renew.

'Expired per Month' Counts are based on currently expired patients organized by the month of their most recent expiration.

The 'Renewals Per Month' is the count of unique patients who had a card renewed any given month. Patients who have never renewed are excluded.

'Activations and Renewals per Month' is the count of unique patients who had either a card activated or renewed any given month.

## Delivery monthly

Delivery data is retrieved from MJ Freeway. Totals prior to November 2021 may be incomplete.