

UTAH MEDICAL CANNABIS PROGRAM FEBRUARY 2021 UPDATE

Table of Contents

<u>Important Program Deadlines and Dates.....</u>	<u>2</u>
<u>Pharmacy Updates.....</u>	<u>3</u>
Home Delivery Available.....	3
New Pharmacy Open.....	3
<u>Public Notices.....</u>	<u>3</u>
Cannabinoid Product Board Meeting.....	3
2021 General Session.....	3
<u>News and Press Releases.....</u>	<u>4</u>
Utah Program Product Trends Report.....	4
<u>EVS and ICS Announcements.....</u>	<u>5</u>
QMPs: Ongoing EVS Errors.....	5
<u>Utah Medical Cannabis Program Monthly Report.....</u>	<u>6</u>



288 North 1460 West, Salt Lake City, UT 84116

IMPORTANT PROGRAM DEADLINES AND DATES

January 1, 2021

As of this date, patients may no longer use recommendation letters to purchase product from medical cannabis pharmacies. Patients must now hold a valid medical cannabis card in order to legally purchase and possess medical cannabis.

Pharmacies cannot accept recommendation letters in place of medical cannabis cards.

Medical cannabis cards are valid from the date of issuance—this date is independent of whether a patient has held a recommendation letter in the past.

Any cannabis product in an individual's possession must have been purchased from a licensed Utah medical cannabis pharmacy. Cannabis product purchased outside Utah may no longer be legally possessed in Utah.

[For information about obtaining a medical cannabis card, click here.](#)



PHARMACY UPDATES

HOME DELIVERY

Medical cannabis home delivery is available at WholesomeCo Cannabis and Dragonfly Wellness. To learn about areas to which they are delivering, please visit the pharmacies' websites. Additional pharmacies plan to offer delivery services soon.

Click [here](#) for more information about applying for a medical cannabis courier license.

NEW PHARMACY

Deseret Wellness Park City is now open! Deseret Wellness Park City is located at 1351 Kearns Blvd, Suite 110-B, and is the eighth licensed medical cannabis pharmacy in Utah to begin operations.

PUBLIC NOTICES

CPB MEETING

The [Cannabinoid Product Board](#) The Cannabinoid Product Board meets March 9, 2021 at 9 a.m. MST via online conference.

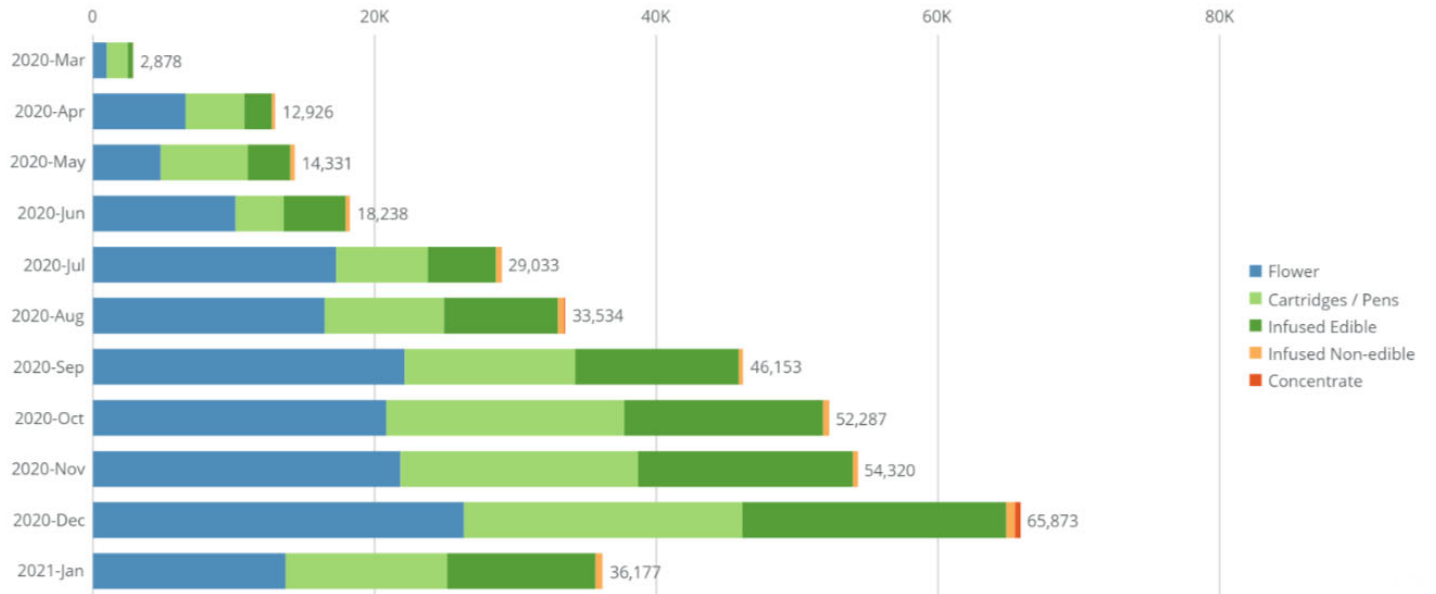
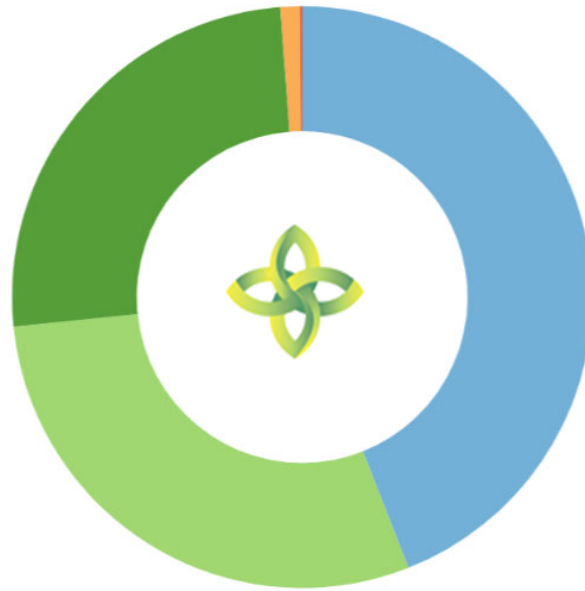
Zoom Web Access: <https://us02web.zoom.us/j/88435239083> Zoom Meeting ID: 884 3523 9083

2021 GENERAL SESSION

The 2021 General Session of the 64th Legislature ends March 5, 2021.

Product Trends

Flower	161K	44.0%
Cartridges / Pens	107K	29.3%
Infused Edible	93.0K	25.4%
Infused Non-edi...	3.93K	1.07%
Concentrate	483	0.13%



EVS AND ICS ANNOUNCEMENTS

PROVIDERS: Work is still ongoing regarding the system error preventing Expired or Cancelled patients who are IN RENEWAL from populating in the Enhanced Inbox. To update patient notes for renewals, please contact medicalcannabis@utah.gov.

Please refer to medicalcannabis.utah.gov for the most up-to-date system advisories for providers.



ATTENTION PROVIDERS: Click here for the most up to date Electronic Verification System guides and announcements



Utah Medical Cannabis Program Report

February 9, 2021

On November 6, 2018, Utah voters approved Proposition 2, which legalized the use of medical cannabis in Utah for qualifying patients. Since its passage, the Utah Medical Cannabis Act (UMCA) has been amended multiple times by the Utah State Legislature. The UMCA designates the Utah Department of Health as the state agency responsible for licensing and oversight of medical cannabis pharmacies, registration of medical providers, and issuance of medical cannabis cards to qualifying patients. Qualifying patients first purchased medical cannabis in Utah on March 2, 2020 and this report shows growth in the program since that time.

This report presents data collected from the Department’s electronic verification system (EVS) and inventory control system (ICS) on January 31, 2021. For further information and data, please contact the Center for Medical Cannabis at medicalcannabis@utah.gov.

Patient Card Registrations

Table 1. Patient Cardholders

20,305	Active patient cardholders – Number of patients with an active medical cannabis card as of January 31, 2021.
--------	---

Figure 1. Active Patient Cardholder Growth

Total active patient card growth from December 2020 to current day is shown in the graph below.

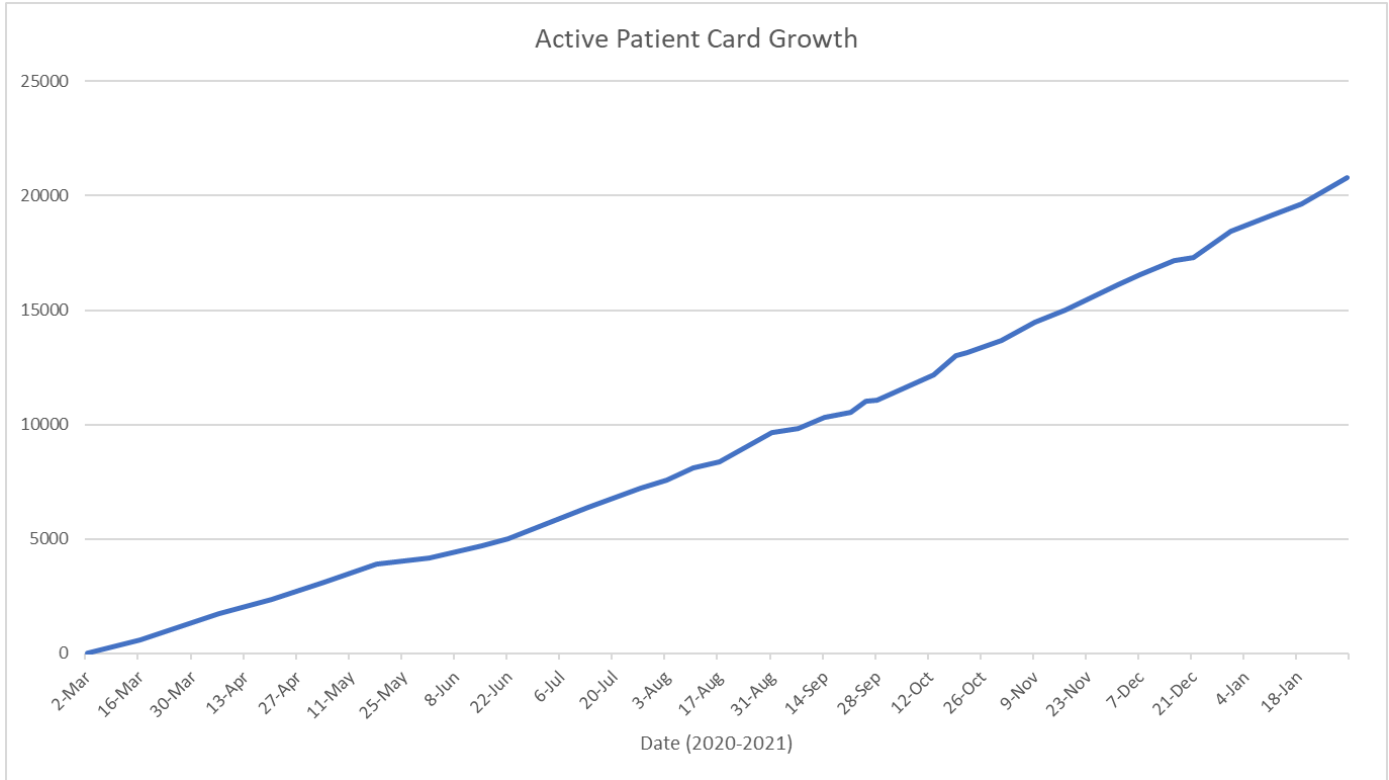


Table 2. Patient Demographics by Age and Sex

Patient Age	Number (N = 20,805)	Percentage
Less than 10 years	10	Less than 1%
11-21	111	Less than 1%
22-30	4,260	20%
31-45	8,014	39%
46-55	3,535	17%
56-65	2,758	13%
66+	2,117	10%
Patient Sex		
Male	11,425	55%
Female	9,325	45%
Other	55	Less than 1%

Table 3. Patient Cardholders by County of Residence

County	Number of patient cardholders
Beaver	26
Box Elder	275
Cache	706
Carbon	81
Daggett	4
Davis	1675
Duchesne	36
Emery	22
Garfield	4
Grand	6
Iron	51
Juab	35
Kane	10
Millard	28
Morgan	23
Piute	0
Rich	12
Salt Lake	6010
San Juan	12
Sanpete	54
Sevier	23
Summit	180
Tooele	231
Uintah	105
Utah	8898
Wasatch	145
Washington	222
Wayne	1
Weber	1956
Total Active Patient Cardholders	20,805

Table 4. Patient Cardholders by Medical Condition

Patients may register in the program with more than one qualifying condition, thus the total number of patient cards by condition is higher than the actual number of total active patient cards.

Medical condition	Total number of patient certifications as of January 31, 2021
AIDS	7
ALS	6
Alzheimer’s	7
Autism	135
Cachexia	32
Cancer	308
Chronic Pain	16405
Crohn’s Disease	256
Debilitating Seizures	82
Epilepsy	201
HIV	95
Hospice	1
MS	252
Nausea	439
Other*	17
Persistent Muscle Spasms	112
PTSD	2503
Rare Condition	52
Terminal Illness	422
Ulcerative Colitis	118
Total number of patient certifications	21,450

*Other denotes those conditions petitioned to the Compassionate Use Board. Conditions petitioned to the Board include GAD, premenstrual dysphoric disorder and inclusion body myositis.

Compassionate Use Board

Table 5. Compassionate Use Board Petitions Submitted by Petition Status

The Compassionate Use Board meets monthly to review patient petitions. Petitions may be approved, denied, or considered incomplete (i.e. needing more information). The data below represents petitions received through January 31, 2021.

Status	Number of petitions reviewed, March 2020 – January 2021 (N=305)
Approved	174
Incomplete	30
Denied	1

Table 6. Compassionate Use Board Petitions by Age

	JUN	JUL	AUG	SEPT	OCT	NOV	DEC	JAN
Total petitions	19	16	16	16	28	16	18	41
Age range	6-61	5-43	6-27	12-72	2-20	3-20	8-41	7-73
Total under 21yo	13	15	16	14	17	16	15	21

Qualified Medical Providers

Table 7. Qualified Medical Provider Totals

598	Active Qualified Medical Providers – Number of medical providers with an active QMP registration.
130	Active Qualified Medical Providers with Cardholder Cap of 600 – Number of medical providers approved by UDOH to recommend to up to 600 active cardholders at one time (22% of all QMPs).
468	Active Qualified Medical Providers with Cardholder Cap of 275 – Number of Medical Providers limited to recommend to up to 275 active cardholders at one time (78% of all QMPs).

Table 8. Total Registered Qualified Medical Providers by County

A qualified medical provider (QMP) may list more than one office location for their practice. The table below shows the distribution of QMPs registered throughout Utah by county. This total is greater than the total of registered QMPs because a QMP may have multiple office locations.

County	Number of QMP office locations registered
Beaver	1
Box Elder	2
Cache	10
Carbon	2
Daggett	0
Davis	43
Duchesne	0
Emery	0
Garfield	0
Grand	1
Iron	1
Juab	3
Kane	0
Millard	2
Morgan	0
Piute	0
Rich	0
Salt Lake	264
San Juan	0
Sanpete	1
Sevier	4
Summit	6
Tooele	5
Uintah	3
Utah	214
Wasatch	6
Washington	20
Wayne	0
Weber	37
Total QMP office locations registered	625

Table 9. Total Registered Qualified Medical Providers by American Medical Board Certification

Most QMPs are limited to recommending cannabis as a treatment to up to 275 active patient cardholders but some QMPs have qualified to recommend to up to 600 active cardholders. To qualify to recommend to up to 600 active cardholders, a QMP must be a physician certified by the appropriate American Medical Board of anesthesiology, neurology, oncology, pain, hospice and palliative care, physical medicine and rehabilitation, endocrinology, rheumatology or psychiatry OR the QMP may be employed or contracted by a business for the specific purpose of providing hospice and palliative care. The table below shows the distribution of QMPs reporting an American Medical Board Certification to receive the higher patient cap. This is a total list of MDs and DOs only. APRNs and PAs can only apply for the higher patient cap if they are employed by hospice and palliative care, which is not represented below.

American Medical Board Certification	Number of QMPs reporting American Medical Board Certification
Anesthesiology	16
Endocrinology	0
Gastroenterology	4
Hospice and Palliative Care	12
Neurology	10
Oncology	9
Pain Medicine	10
Physical Medicine and Rehabilitation	16
Psychiatry	15
Rheumatology	1
Total QMPs with American Medical Board Certification	93

Table 10. Qualified Medical Providers by DOPL License type

Qualified Medical Providers	Number (N=598)
Medical Doctor (MD)	235
Osteopathic Doctor (DO)	45
Physician Assistant (PA)	71
Advanced Practice Registered Nurse (APRN)	247

Pharmacy Medical Providers and Pharmacy Transactions

Table 11. Medical Cannabis Pharmacy Employee Totals

41	Active Pharmacy Medical Providers - Pharmacy medical providers who have an active registration with the Utah Department of Health.
143	Active Pharmacy Agents - Pharmacy agents who have an active registration with the Utah Department of Health.

Table 12. Medical Cannabis Pharmacy Sales Transaction Totals

Transaction and sales revenue data is retrieved at the end of each month. Data below represents all transactions and total sales revenue between March 2, 2020 and January 31, 2021 from seven medical cannabis pharmacies that opened during that time frame. As of January 31, 2021, medical cannabis pharmacies operating in Utah include Dragonfly Wellness (Salt Lake City), Perfect Earth Modern Apothecary (Logan), Perfect Earth Modern Apothecary (Ogden), WholesomeCo Cannabis (West Bountiful), Curaleaf (Lehi), Deseret Wellness (Provo), Beehive Farmacy (Salt Lake City).

200,722	Transactions at Medical Cannabis Pharmacies – Transactions at medical cannabis pharmacies between March 2, 2020 and January 31, 2021.
29,832	Transactions at Medical Cannabis Pharmacies in January 2021 – Transactions at medical cannabis pharmacies in January 2021.
\$25,979,244.68	Medical Cannabis Sales Revenue – Medical cannabis sales revenue at licensed medical cannabis pharmacies between March 2, 2020 and January 31, 2021 (does not include sales of medical cannabis devices and medical cannabis educational materials).
\$3,826,147.70	Medical Cannabis Sales Revenue in January 2021 - Medical cannabis sales revenue at licensed medical cannabis pharmacies during January 2021 (does not include sales of medical cannabis devices and medical cannabis educational materials).

Figure 2. Medical Cannabis Transactions at Pharmacies by Month (for months not displayed below, please find earlier reports posted on the Center for Medical Cannabis' website)

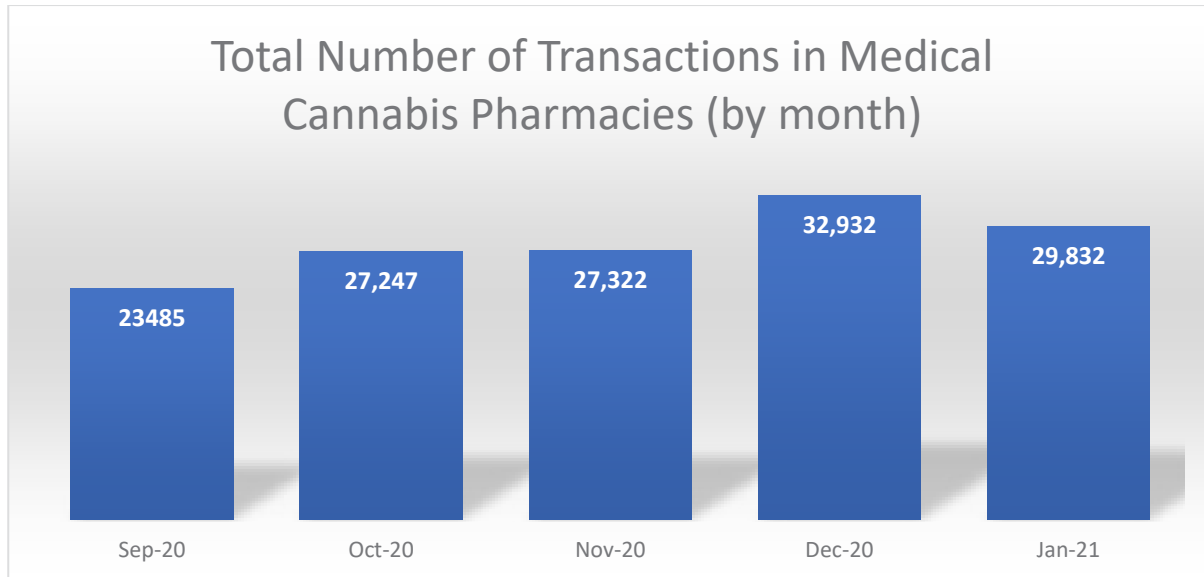
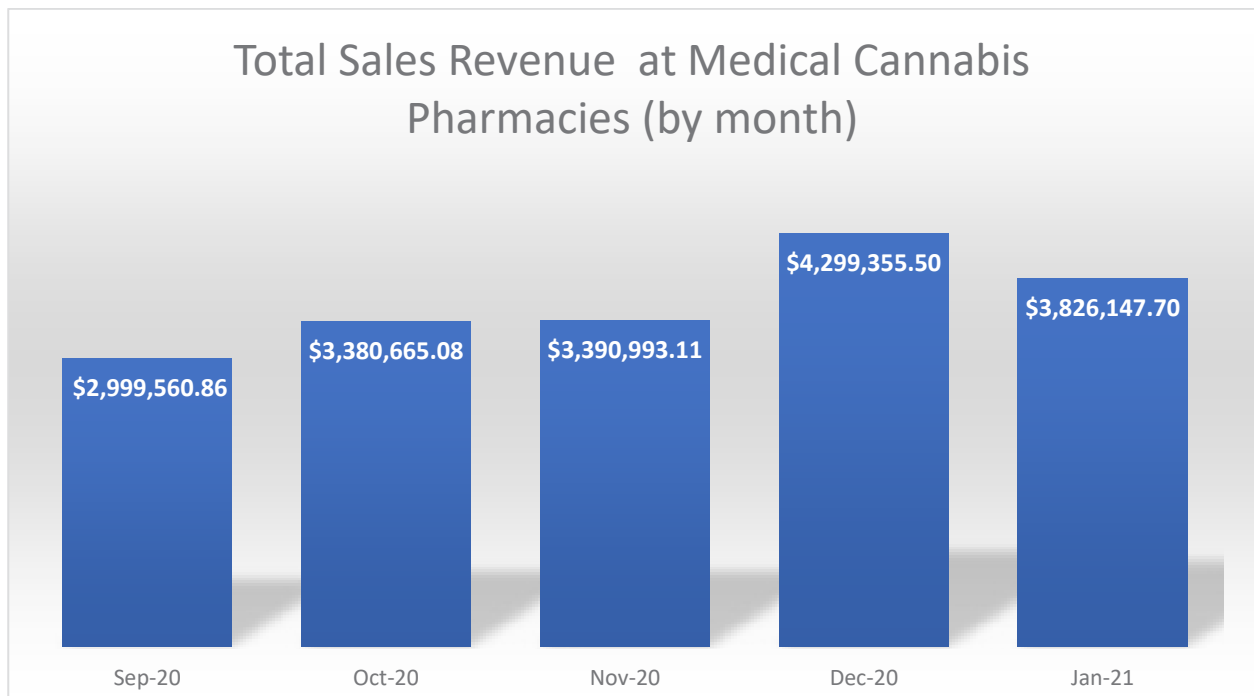


Figure 3. Medical Cannabis Sales Revenue by Month (for months not displayed below, please find earlier reports posted on the Center for Medical Cannabis' website)



[Sign up](#) for future updates from the Center for Medical Cannabis.