

UTAH MEDICAL CANNABIS PROGRAM SEPTEMBER 2020 UPDATE

Table of Contents

Utah Medical Cannabis Program Monthly Report.....	2
Pharmacy Updates.....	11
August 2020 HHS Interim Committee.....	11
Public Notices.....	11
EVS and ICS Announcements.....	12



288 North 1460 West, Salt Lake City, UT 84116



**Utah Medical Cannabis Program Monthly Report
August 2020**

On November 6, 2018, Utah voters approved Proposition 2, which legalized the use of medical cannabis in Utah for qualifying patients. Since its passage, the Utah Medical Cannabis Act (UMCA) has been amended multiple times by the Utah State Legislature. The UMCA designates the Utah Department of Health as the state agency responsible for licensing and oversight of medical cannabis pharmacies, registration of medical providers, and issuance of medical cannabis cards to qualifying patients. Qualifying patients first purchased medical cannabis in Utah on March 2, 2020 and this monthly report shows growth in the program since that time.

This report presents data collected from the Department’s electronic verification system (EVS) and inventory control system (ICS) on August 31, 2020. For further information and data, please contact the Center for Medical Cannabis at medicalcannabis@utah.gov.

Patient Card Registrations and Recommendation Letters

Table 1. Patient Cardholders and Recommendation Letter Customers

9,662	Active patient cardholders – Number of patients with an active medical cannabis card as of August 31, 2020.
4,003	Recommendation letter customers in August 2020 – Number of customers who purchased medical cannabis using a recommendation letter in August 2020. <i>Due to the nature of patient letters not being logged into the EVS, input on patient letter sales varies from pharmacy to pharmacy. Therefore, total patients by letter has an error range of +/- 50.</i>

Figure 1. Active Patient Cardholder Growth

Total active patient card growth every two weeks since the beginning of the program and August 31, 2020 is shown in the graph below.

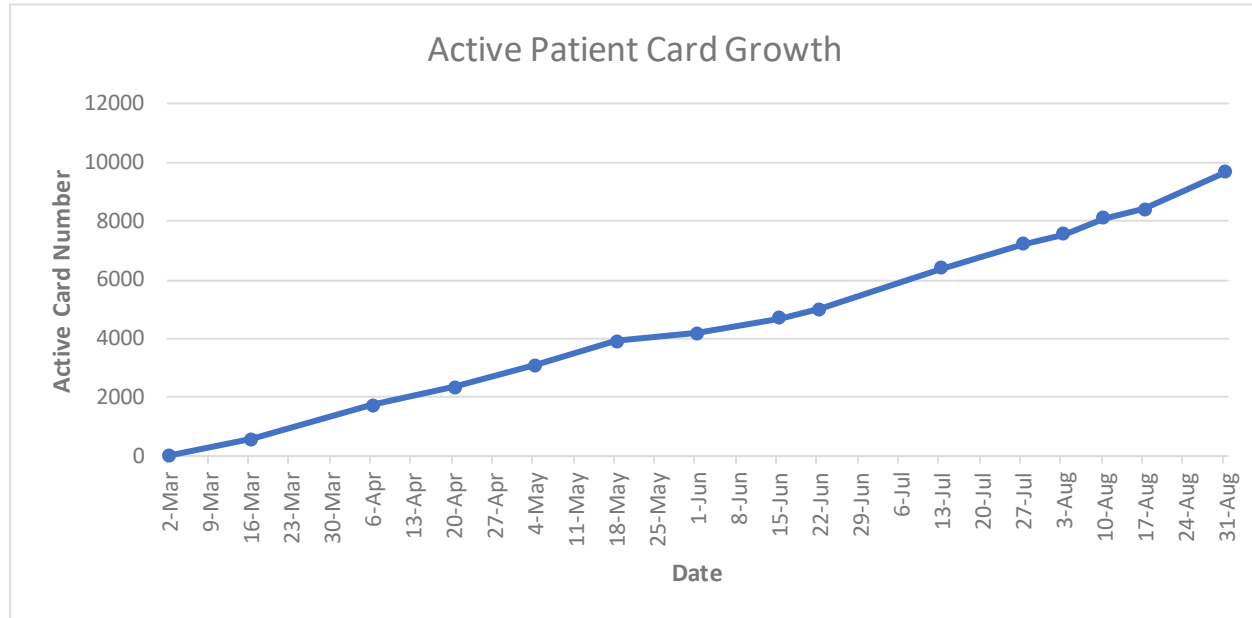


Table 2. Patient Demographics by Age and Sex

Patient Age	Number (N = 9,662)	Percentage
Less than 10 years	2	Less than 1%
11-21	217	2%
22-30	1,669	17%
31-45	3,895	40%
46-55	1,586	16%
56-65	1,340	14%
66+	953	10%
Patient Sex		
Male	5,345	55%
Female	4,302	44%
Other	15	Less than 1%

Table 3. Patient Cardholders by County of Residence

County	Number of patient cardholders
Beaver	20
Box Elder	143
Cache	370
Carbon	51
Daggett	2
Davis	787
Duchesne	16
Emery	9
Garfield	3
Grand	3
Iron	26
Juab	16
Kane	6
Millard	12
Morgan	13
Piute	1
Rich	5
Salt Lake	2,728
San Juan	5
Sanpete	22
Sevier	13
Summit	84
Tooele	107
Uintah	47
Utah	4,146
Wasatch	51
Washington	121
Wayne	1
Weber	854
Total Active Patient Cardholders	9,662

Table 4. Patient Cardholders by Medical Condition

Patients may register in the program with more than one qualifying condition, thus the total number of patient cards by condition is higher than the actual number of total active patient cards.

Medical condition	Total number of patient certifications as of August 31, 2020
AIDS	4
ALS	2
Alzheimer's	2
Autism	62
Cachexia	11
Cancer	109
Chronic Pain	7,344
Crohn's Disease	155
Debilitating Seizures	37
Epilepsy	107
HIV	83
Hospice	12
MS	117
Nausea	218
Other*	10
Persistent Muscle Spasms	33
PTSD	1,136
Rare Condition	30
Terminal Illness	196
Ulcerative Colitis	64
Total number of patient certifications	9,732

*Other denotes those conditions petitioned to the Compassionate Use Board. Conditions petitioned to the Board include anxiety, sleep disorder, Parkinson's disease, depression, anorexia, postural orthostatic tachycardia syndrome, and ADHD.

Compassionate Use Board

Table 5. Compassionate Use Board Petitions Submitted by Petition Status

The Compassionate Use Board meets monthly to review patient petitions. Petitions may be approved, denied or considered incomplete (i.e. needing more information). The data below represents petitions received through August 31, 2020. The September 2020 board meeting has not yet occurred.

Status	Number of petitions reviewed, March 2020 - August 2020 (N=87)
Approved	67
Incomplete	19
Denied	1

Table 6. Compassionate Use Board Petitions by Age

	March	April	May	June	July	August
Total petitions	5	11	20	19	16	16
Age range	11-36	9-20	7-40	6-61	5-43	6-27
Total under 21yo	4	11	17	13	15	16

Qualified Medical Providers

Table 7. Qualified Medical Provider Totals

446	Active Qualified Medical Providers – Number of medical providers with an active QMP registration.
103	Active Qualified Medical Providers with Cardholder Cap of 600 – Number of medical providers approved by UDOH to recommend to up to 600 active cardholders at one time (23% of all QMPs).
343	Active Qualified Medical Providers with Cardholder Cap of 275 – Number of Medical Providers limited to recommend to up to 275 active cardholders at one time (77% of all QMPs).

Table 8. Total Registered Qualified Medical Providers by County

A qualified medical provider (QMP) may list more than one office location for their practice. The table below shows the distribution of QMPs registered throughout Utah by county. This total is greater than the total of registered QMPs because a QMP may have multiple office locations.

County	Number of QMP office locations registered
Beaver	1
Box Elder	1
Cache	7
Carbon	2
Daggett	0
Davis	31
Duchesne	0
Emery	0
Garfield	0
Grand	1
Iron	1
Juab	3
Kane	0
Millard	1
Morgan	0
Piute	0
Rich	0
Salt Lake	202
San Juan	0
Sanpete	1
Sevier	2
Summit	4
Tooele	2
Uintah	3
Utah	154
Wasatch	3
Washington	15
Wayne	0
Weber	28
Total QMP office locations registered	462

Table 9. Total Registered Qualified Medical Providers by American Medical Board Certification

Most QMPs are limited to recommending cannabis as a treatment to up to 275 active patient cardholders but some QMPs have qualified to recommend to up to 600 active cardholders. To qualify to recommend to up to 600 active cardholders, a QMP must be a physician certified by the appropriate American Medical Board of anesthesiology, neurology, oncology, pain, hospice and palliative care, physical medicine and rehabilitation, endocrinology, rheumatology or psychiatry OR the QMP may be employed or contracted by a business for the specific purpose of providing hospice and palliative care. The table below shows the distribution of QMPs reporting an American Medical Board Certification to receive the higher patient cap. This is a total list of MDs and DOs only. APRNs and PAs can only apply for the higher patient cap if they are employed by hospice and palliative care, which is not represented below.

American Medical Board Certification	Number of QMPs reporting American Medical Board Certification
Anesthesiology	15
Endocrinology	0
Gastroenterology	4
Hospice and Palliative Care	9
Neurology	6
Oncology	7
Pain Medicine	10
Physical Medicine and Rehabilitation	15
Psychiatry	16
Rheumatology	1
Total QMPs with American Medical Board Certification	83

Table 10. Qualified Medical Providers by DOPL License type

Qualified Medical Providers	Number (N=446)
Medical Doctor (MD)	189
Osteopathic Doctor (DO)	41
Physician Assistant (PA)	50
Advanced Practice Registered Nurse (APRN)	166

Pharmacy Medical Providers and Pharmacy Transactions

Table 11. Medical Cannabis Pharmacy Employee Totals

23	Active Pharmacy Medical Providers - Pharmacy medical providers who have an active registration with the Utah Department of Health.
64	Active Pharmacy Agents - Pharmacy agents who have an active registration with the Utah Department of Health.

Table 12. Medical Cannabis Pharmacy Sales Transaction Totals

Transaction and sales revenue data is retrieved at the end of each month. Data below represents all transactions and total sales revenue between March 2, 2020 and August 31, 2020 from six medical cannabis pharmacies that opened during that time frame. As of August 31, 2020, medical cannabis pharmacies operating in Utah include Dragonfly Wellness (Salt Lake City), Perfect Earth Modern Apothecary (Logan), Perfect Earth Modern Apothecary (Ogden), WholesomeCo Cannabis (West Bountiful), Curaleaf (Lehi), and Deseret Wellness (Provo).

150,152	Transactions at Medical Cannabis Pharmacies – Transactions at medical cannabis pharmacies between March 2, 2020 and August 31, 2020.
58,475	Transactions at Medical Cannabis Pharmacies in August 2020 – Transactions at medical cannabis pharmacies in August 2020.
\$ 8,082,522.43	Medical Cannabis Sales Revenue – Medical cannabis sales revenue at licensed medical cannabis pharmacies between March 2, 2020 and August 31, 2020 (does not include sales of medical cannabis devices and medical cannabis educational materials).
\$ 268,635.58	Medical Cannabis Sales Revenue in August 2020 - Medical cannabis sales revenue at licensed medical cannabis pharmacies during August 2020 (does not include sales of medical cannabis devices and medical cannabis educational materials).

Figure 2. Medical Cannabis Transactions at Pharmacies by Month

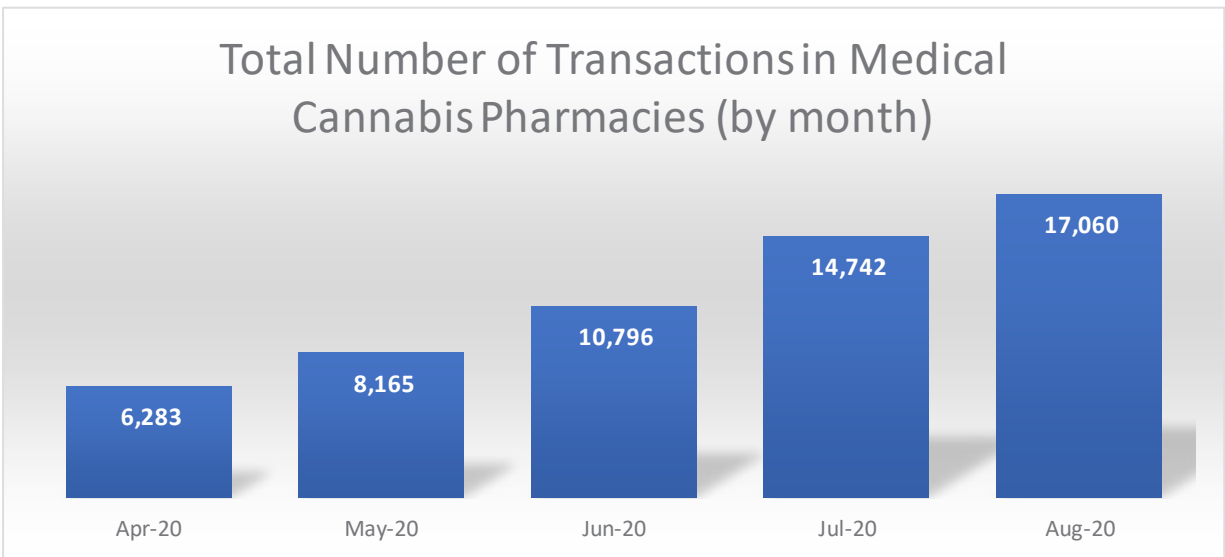
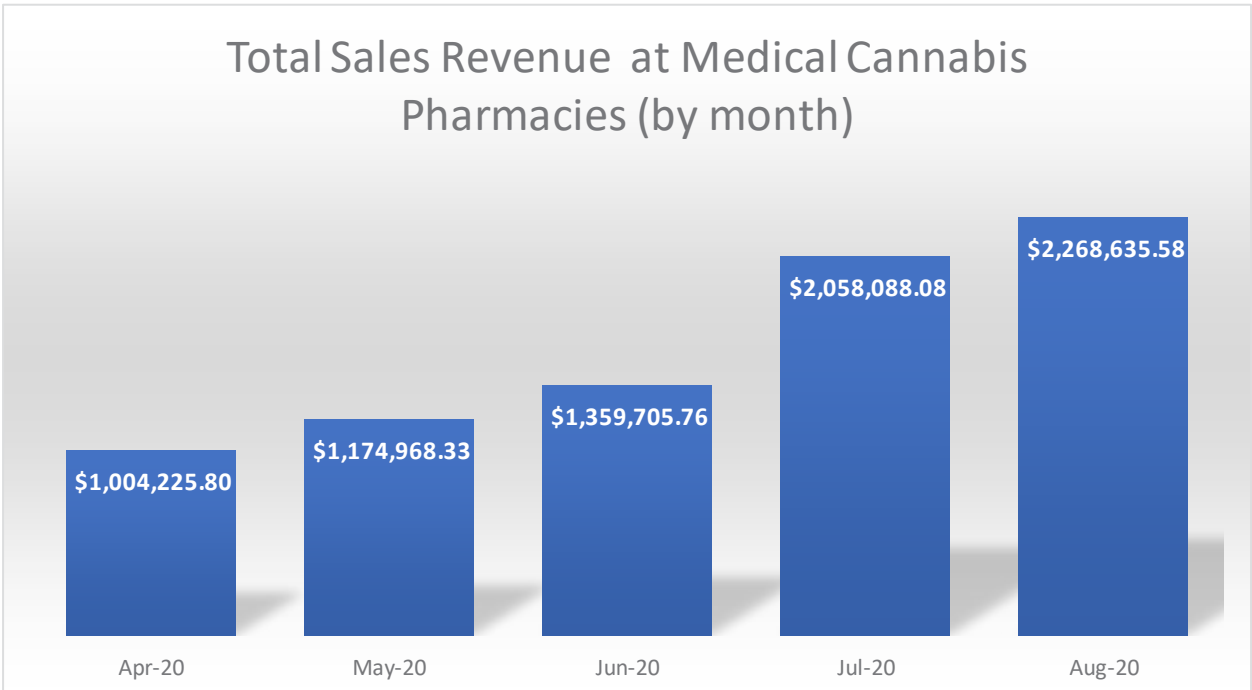


Figure 3. Medical Cannabis Sales Revenue by Month



PHARMACY UPDATES

The Utah Department of Health has licensed six medical cannabis pharmacies in five counties.

The following pharmacies are now open:

- Dragonfly Health and Wellness - 711 South State Street, Salt Lake City, UT 84111
- Perfect Earth Modern Apothecary - 2150 N Main, Suite 1, North Logan, UT 84341
- Perfect Earth Modern Apothecary - 3775 S Wall Ave, South Ogden, UT 84405
- WholesomeCo Cannabis - 580 W 100 N Suite 1, West Bountiful, UT 84010
- Deseret Wellness - 222 N Draper Lane, Provo, UT 84601
- Curaleaf - 3633 N Thanksgiving Way, Lehi, UT 84043

The remaining eight pharmacies issued an intent to award a license plan to be open prior to 2021.

The medical cannabis courier application is now available on the Center for Medical Cannabis website. Click [here](#) for more information.

AUGUST 2020 HHS INTERIM COMMITTEE

On August 18, 2020, CMC director Richard Oborn presented a Medical Cannabis Program Update to the Health and Human Services Interim Committee. Meeting audio and the presentation can be found [here](#).

PUBLIC NOTICES

The [Cannabinoid Product Board](#) meets September 22, 2020 at 9 a.m. MST via online conference.

<https://meet.google.com/ska-vcop-mye>

Dial in: 1-803-638-8160 PIN: 148 691 635

EVS AND ICS ANNOUNCEMENTS

The Utah Department of Health and the Utah Department of Agriculture and Food are working with MJ Freeway to organize a workgroup dedicated to supporting Utah's medical cannabis electronic system. The workgroup will be comprised of the following individuals:

- Representatives from UDOH and UDAF
- Representatives from MJ Freeway (inventory control system vendor)
- Representatives from Tyler Technologies (electronic verification system vendor)
- one representative from each cannabis-related licensee (cultivator, processor, pharmacy)
- one patient advocate
- one qualified medical provider representative

The workgroup will discuss the needs of Utah's medical cannabis program and how the inventory control system (ICS) and the electronic verification system (EVS) can best support those needs. During workgroup meetings, we will discuss changes being made to the ICS and EVS, any law changes requiring updates to the ICS and/or EVS, and other electronic system related issues.

PROVIDERS: Work is still ongoing regarding the system error preventing Expired or Cancelled patients who are IN RENEWAL from populating in the Enhanced Inbox. To update patient notes for renewals, please contact medicalcannabis@utah.gov.

Please refer to medicalcannabis.utah.gov for the most up-to-date system advisories for providers.



ATTENTION PROVIDERS: Click here for the most up to date Electronic Verification System guides and announcements

[Sign up](#) for future updates from the Center for Medical Cannabis.